ROCKY MOUNT, NC
THE CENTER OF IT ALL

ROCKY MOUNT CITY COUNCIL

COMMITTEE OF THE WHOLE MEETING

MONDAY, FEBRUARY 10, 2020

CITY COUNCIL
COMMITTEE OF THE WHOLE

MONDAY, FEBRUARY 10, 2020
5:00 PM

AGENDA

1. Armorock Building Reuse Project -Application Support	Natasha Hampton
2. Second Quarter FY 2020 Report of Revenues and Expenditures	Kenneth Hunter
3. Alexander Evans Field Operations Complex Dedication	Brad Kerr
4. Closed Session Economic Development Attorney – Client Privilege	

MEMORANDUM

ROCKY MOUNT
CITY MANAGER'S OFFICE
THE CENTER OF IT ALL

To: Rochelle D. Small-Toney, City Manager

From: Natasha Hampton, Assistant City Manager

Date: February 3, 2020

Re: "Armorock Building Reuse Project" – Building Reuse Program Funding Application Support

---

ISSUE:

City Council approval is required for City support of the North Carolina Department of Commerce Building Reuse Program funding application prepared by Hartigan Management for the renovation of a vacant building in a project described as the "Armorock Building Reuse Project" and a local cash match of least 5% of the grant request amount or $15,000.

BACKGROUND:

Armorock and its owners are purchasing the building at 133 Blue Hawaiian to make it their east coast base of operation. To use the building, modifications are needed to allow their process to work in the space. Large cranes are necessary to move items and equipment around. HVAC and electrical modifications as well as yard improvements are also required. The cost for modifications and improvements are approximately $2.3M. The project is expected to result in approximately 41 new full-time jobs at the property.

Armorock, LLC., has submitted an application requesting funding assistance from the North Carolina Department of Commerce (NCDC) from its Building Reuse Program. The amount requested for renovations from NCDC is $300,000. The City and the Carolinas Gateway Partnership will arrange for a local cash match of at least 5% of the grant request amount or $15,000 to be used for the project building renovations. This City's share of the grant match is $7,500 which has been appropriated utilizing Economic Development account number 11086191-439600.

RECOMMENDATION:

City Manager recommends approval. RS Toney 2/4/20

AUTHORIZING RESOLUTION BY THE CITY OF ROCKY MOUNT

for the

North Carolina Department of Commerce

Building Reuse Program

"Armorock Building Reuse Project"

WHEREAS, The North Carolina General Assembly has authorized funds to stimulate economic development and job creation in distressed areas through constructing critical water and wastewater facilities, addressing technology needs, renovating vacant buildings, and implementing research and demonstration projects, and

WHEREAS, the City has need for and intends to assist in the renovation of a vacant building in a project described as the "Armorock Building Reuse Project"; and

WHEREAS, the City intends to request funding assistance from the North Carolina Department of Commerce from its Building Reuse Program for the project;

NOW THEREFORE BE IT RESOLVED, BY THE ROCKY MOUNT CITY COUNCIL:

That the City is in full support of the application and the project, if funding is received, and

That the City and the Carolinas Gateway Partnership will arrange for a local cash match of at least 5% of the grant request amount, and

That the City has substantially complied or will substantially comply with all State, and local laws, rules, regulations, and ordinances applicable to the project and to the grants pertaining thereto, and that Rochelle D. Small-Toney, City Manager, is authorized to execute any additional documents pertaining to the grant application as requested by the North Carolina Department of Commerce.

Adopted this the 27th day of January 2019 in Rocky Mount, North Carolina.

_____

C. Saunders Roberson, Jr., Mayor

ATTEST:

_____

Pamela O. Casey, Clerk

(Seal)

ELIGIBLE APPLICANTS

- **Rural Building Reuse**—Eligible applicants are units of local government located in Tier 1 or Tier 2 counties, and rural census tracts in Tier 3 counties. As authorized in N.C.G.S. 143B-472.127(a)(2), a rural census tract† is an area having a population density of less than 500 people per square mile in accordance with the most recent decennial federal ce nsus.
- **Rural Infrastructure**—Eligible applicants are units of local government with priority given to the Tier 1 and Tier 2 counties.

†Check census tracts at: http://nccommerce.maps.arcgis.com/apps/webappviewer/index.html?id=5863f411469f4c08a40edded88b42167

BUILDING REUSE ELIGIBLE PROJECTS AND EXPENSES

Vacant Building Category

- renovation of buildings that have been vacant for at least three months prior to application deadline
- initial upfit of a shell building is eligible if the building is at least 5 years old and has never been occupied
- only renovations within the existing footprint are eligible

Existing Business Building Category

- buildings occupied for at least 12 months by one of the State's priority industry types (see table on page 1)
- jobs are required to meet the county wage standard and provide 50% paid health insurance
- renovation within the existing footprint and connected additions are eligible

Rural Health Category

- new construction, renovation, or expansion or of health care facilities
- NC licensure required for participating health care companies

Eligible Expenses – Building Reuse, All Categories

- improvements to real property, including, but not limited to: materials and labor to install HVAC, electrical, plumbing, fire alarm/suppression system, roofing, flooring, carpentry, drywall, paint, etc.
- a company owned or operated by any project partner may not be used as a contractor for the renovation project unless the company holds a valid NC General Contractors license. A copy of the company's NC General Contractor's license must be included in Tab 3 of the application materials

Ineligible Expenses – Building Reuse, All Categories

- the following expenses are <u>prohibited</u> and may not be submitted for reimbursement or to meet the matching funds requirement: building purchase, design costs, engineering costs, permit fees, surveys, legal fees, machinery & equipment, telephone hardware and software, computer hardware and software, furnishings, paving, fencing, kitchen equipment, refrigeration equipment, etc.
- renovations for housing or government uses are not eligible

INFRASTRUCTURE ELIGIBLE PROJECTS AND EXPENSES

- construct public infrastructure improvements
- upgrade or repair of public drinking water or wastewater treatment plants
- upgrade, extensions, or repair of public water or sewer lines
- publicly owned natural gas lines (requires an executed Pipeline Construction, Operating and Resale Agreement)
- installation or extension of public broadband infrastructure
- construction of publicly owned access roads not funded or owned by the Department of Transportation
- construction of public rail spur improvements

Eligible Expenses – Infrastructure

- eligible expenses include planning, materials, labor, and administration to complete public infrastructure improvements

Ineligible Expenses – Infrastructure

- privately owned infrastructure improvements
- projects that address building construction
- land acquisition costs or fees with the exception those associated with public easements for the project

JOB CREATION REQUIREMENTS

- Applicants must show that the improvements will result in the creation of new, full-time jobs in the private sector within 18 months of the grant award. Part-time, Full-Time Equivalents (FTE) positions, or contract and consulting jobs are ineligible.
- Each position must be filled with one full-time employee. Full-time employment is defined as one person working at least 35 hours per week, whose wages are subject to withholding, and who is employed in a permanent position.
- Priority will be given to projects that offer higher salaries/wages and provide at least 50% employer-paid health benefits to employees.
- The company must pay North Carolina Unemployment Insurance on each employee for whom a job is committed.
- The company will be expected to maintain all existing full-time jobs in North Carolina reported at the time of application (baseline) plus create the new, full-time jobs committed.
- The baseline will be established using the most recently filed NCUI 101 Form filed with the NC Department of Commerce Division of Employment Security at the time of application submittal.
- To meet the terms of the grant he company must maintain the baseline number plus the new, full-time jobs concurrently for at least six consecutive months.
- All participating companies must agree to provide the local government and the Department of Commerce access to company employment records necessary to verify the creation of new jobs.

LOCAL GOVERNMENT REQUIREMENTS & LIABILITIES

- The local government will coordinate and oversee all aspects of the project, including the application process, contracting process, reporting requirements, payments, job verification, and loan repayment if required.
- The local government is required to analyze the participating company's financial and organizational strength regarding its ability to successfully meet the terms of the job creation and maintenance requirements, and the ability to meet the potential for repayment of loan funds.
- In the event the company defaults on the job commitment, the local government is required to repay the loan to Commerce irrespective of whether the funds are collected from the property/business owner.
- When the improvements are owned by the local government, state regulations regarding procurement, including N.C.G.S.14-234 are required.
- Local governments are subject to state audit and reporting requirements.

MATCH REQUIREMENTS

- A cash match equivalent to at least 5% of the grant amount is required for all projects.
- The cash match shall come from local resources and may not be derived from other State or federal grant funds.
- Costs that are ineligible for grant funding may not be considered for the match. The only exception is paid grant administration when paid to an organization separate from the applicant organization.
- In-kind match is not allowable.
- In addition to the 5% match described above, the building reuse program requires a dollar for dollar match up to the total grant amount.

REPAYMENT REQUIREMENTS

- If job creation goals are not met, a pro-rata share of funds for each job not created must be repaid to the Department of Commerce by the local government.
- For Building Reuse projects, the local government will secure the funds through a Legally Binding Commitment and Promissory Note executed between the local government and the property owner.
- For Infrastructure projects, the local government will secure the funds through a Legally Binding Commitment executed between the local government and the company owner.
- Repayment forgiveness is offered upon the successful verification of the required job creation by the Department of Commerce.

APPLICATION CHECKLIST

Submit a complete application package **including the application form and the documents listed within the checklist below. Provide one tabbed and bound copy along with two tabbed, non-bound copies of the materials**.

Tab 1

☐ **Application Form.** The form should be signed by local government chief elected official.

☐ **Local Government Resolution**. Submit a signed resolution adopted by the governing board in support of application submission to the Department of Commerce. The resolution must state the purpose of the project, indicate the local government's support for the project, and commitment to provide a cash match of at least 5% of the grant request amount toward the project.

Tab 2

☐ **Job Commitment Letters.** Submit a signed letter of job commitment from each company that will participate in the project. The letter should include **(1)** the number of existing full-time and part-time employees (listed separately) at all company locations in North Carolina, and **(2)** the number of new, full-time jobs to be created by the company and maintained concurrently for six-consecutive months within two years of the grant award date. The letter must be printed on the company's letterhead and signed by the company's Chief Executive Officer, Chief Financial Officer or President.

☐ **Employer's Quarterly Tax and Wage Report—NCUI 101 Form(s).** Submit a copy of the of the *Employer's Quarterly Tax and Wage Report* (NCUI 101 form) for each company that will commit jobs to the project. The form must have been filed with the North Carolina Department of Commerce Division of Employment Security for the quarter ending closest to the application deadline. The entire Social Security Number for each person should be redacted (blacked out). The name and wages must remain readable. Any discrepancy in the number of employees listed on the NCUI 101 form(s) for the last month of the quarter and the number reported in the Job Commitment letter must be thoroughly explained in the narrative section of this application.

NOTE: *If any company has more than one location in North Carolina, a NCUI-101 multi-site report or forms for each company location must be provided.*

☐ **Business Financial Documents.** Submit a copy of the most recent three years of certified or CPA prepared financial statements that include Balance Sheet, Income Statement and Statement of Cash Flows for each non-start-up company participating in the project.

Tab 3 – *Building Reuse Projects Only*

☐ **Line Item Budget.** Submit a line item budget that lists the proposed renovation/construction expenses and the cost for each expense (example expenses include, but are not limited to: HVAC, electrical, plumbing, roofing, flooring, painting, etc.).

☐ **Cost Estimates.** Submit cost estimates for each expense identified in the line item budget. The estimates must be prepared by a contractor, sub-contractor or architect and provided on that company's letterhead. A company owned or operated by any project partner may not provide estimates or be used as a contractor for the renovation project unless the company holds a valid NC General Contractors license. A copy of the company's valid NC General Contractor's license must be included in this section of the application materials.

☐ **Site Control Documents.** Submit a copy of the property deed. Also, if the job creating company does not own the building, submit a copy of an executed lease agreement. If the property ownership will change, provide a detailed explanation of the real estate transaction that will occur with the legal names of the seller and buyer and date that the sale will close. Once the transaction is complete, a copy of the new deed must be submitted. The project will not be placed under contract until all correct, complete site control documents are received.

Tab 3 – *Infrastructure Projects Only*

☐ **Preliminary Engineering Report (PER).** The PER should detail the proposed improvements and the current infrastructure that supports the proposed improvements. The PER should be sealed and dated and include an opinion of cost that is not more than six months old at the time of the application. The PER should include a map that shows the location of the business(es) as well as the location of the current infrastructure serving the project area and the proposed infrastructure improvements that will be supported through the project assistance.

☐ **Line Item Budget.** Submit a line item budget that lists the expenses associated with the proposed infrastructure improvements and the cost for each expense.

☐ **Proof of Funding Availability.** Submit a signed letter of funding availability from each source of funds committed for the project. The total of all funding commitment letters must meet or exceed the total project cost. If loan or other grant funds are pledged, a loan/grant commitment letter from each source of funds must be included.

Tab 4

☐ **Photographs.** Submit photographs representative of the proposed project. Include digital copies on a flash drive along with printed copies.

Tab 5 – *Start-Up Businesses Only*

☐ **Business Plan.** A complete and detailed Business Plan that includes three years of financial projections (including balance sheets, cash flow statements and income statements) along with a Source and Use of Funds statement, with detailed assumptions upon which the financial projections were built. The Business Plan must also include a marketing plan that details what the company plans to sell and how they will market the product or service. The Business Plan should also provide a thorough description of the management team and the members' background that support the success of the venture. A description of the company's competitors should be provided, with an explanation of how the company will garner its expected share of the market.

☐ **Capital Plan.** Details and evidence regarding the capital that has been or will be raised. This must include where the capital is currently on deposit and the total amount that is required to launch the business and sustain it in the early years. A letter from the depository holding the funds in escrow can serve as proof of the available capital.

- Evidence of initial capitalization (loans, private investor commitments), as well as the ability to meet working capital needs must be provided.
- A commitment letter from a bank for an operating line of credit needed to fund the "cash cycle" of the business and provide for unforeseen needs. In addition, the source of the funding for any machinery and equipment required for the project.

☐ **Articles of Incorporation.** For each start-up company submit a copy of the company's "Articles of Incorporation" filed with the NC Department of the Secretary of State.

☐ **Contracts with potential customers or letters of intent to buy from the company when it begins operations.**

☐ **Copies of the bylaws, shareholder agreement or operating agreement of the business.**

☐ **Copies of any certifications by regulatory bodies necessary to operate the business.**

☐ **An understanding with the principal owners that they may be required to sign a personal guarantee of the performance of the grant and provide complete personal financial statements for each guarantor.**

APPLICATION SUBMISSION

Applicants should submit pages 6-10 of this application package including any revisions discussed in the pre-application conference call, along with the documents requested in Tabs 1-5 on pages 4-5 of this application package. Full applications should be received at Commerce by 5:00 p.m. on the selected full-application deadline. The full list of application deadlines can be found on the Commerce website at http://www.nccommerce.com/rd/rural-grants-programs/forms.

Mail Application Materials:

Building Reuse Projects-Hazel Edmond or Infrastructure Projects-Melody Adams
North Carolina Department of Commerce
Rural Economic Development Division
4346 Mail Service Center (US Mail)
301 North Wilmington Street (FedEx, UPS)

Raleigh, NC 27699-4346

Rural Economic Development
COMMERCE

Rural Building Reuse and Infrastructure Application Form

Application # _____
(For internal use only)

Vacant Building ☐ Existing Business Building ☒ Rural Health Care ☐ Rural Infrastructure ☐

Applicant Information

Local Government Name: City of Rocky Mount County: Edgecombe Tier #: 1

Mailing Address: Post Office Box 1180 City: Rocky Mount State: NC Zip: 27802-1180

Primary Telephone: 252-972-1325 Federal Tax ID #: 56-6001323

Website: www.rockymountnc.gov

Chief Elected Official Name: Sandy Roberson Title: Mayor

Telephone: 252-972-1325 Email: sandy.roberson@rockymountnc.gov

Manager/Administrator Name: Rochelle D. Small-Toney Title: City Manager

Telephone: 252-972-1325 Email: rochelle.small-toney@rockymountnc.gov

Local Government Project Manager (If different than above):

Name: Oppie Jordan, Carolinas Gateway Partnership Title: Vice President

Telephone(s): 252-442-6224 Email: OJordan@econdev.org

Grant Administrator Company Name (if applicable): Hartigan Management

Mailing Address: 12517 Birchfalls Drive City: Raleigh State: NC Zip: 27614

Name: David P. Hartigan Title: Grant Administrator

Telephone(s): 919-847-9839 (office), 919-740-5240 (cell) Federal Tax ID #: 56-1733651

Website: www.hartiganmanagement.com Email: david@hartiganmanagement.com

Project Information

Project Title: Armorock Building Reuse **Grant Amount Requested ($):** 300,000

Number of Businesses to be Assisted: 1 Number of Jobs to be Created: 41

Project Description (provide a summary of the project below):

Armorock and its owners are purchasing the building at 133 Blue Hawaiian to make it their east coast base of operation. The products being sold to customers in North Carolina, Georgia, South Carolina, Virginia and Florida are currently made in their plant in Sulphur Springs, Texas and shipped from there. The products can weigh 20 or more tons each and they need to manufacture them closer to the user to reduce the expense and time involved in shipping the items.

The building has some great features that will be beneficial to company in their manufacturing process. The high clearance and flexibility of the space are what attracted Armorock to the building. The yard area will be helpful for raw materials and finished goods storage. The access to freeways and labor are a definite plus.

To use the building, the company needs to modify it to allow their process to work in the space. Large cranes are need to move the items and equipment around. The HVAC system and the electrical system needs to meet the needs of Armorock and will be modified to suit. The yard needs to be improved as well.

Has any project participant ever benefitted from a grant with the Department of Commerce? Yes ☐ No ☒ If **Yes**, please explain ↴

Project Budget

List all expenses related to the project, the amount of each expense, and the corresponding funding source(s) in the table below. The table should include costs for acquisition, construction, infrastructure improvements, equipment, training, etc. The table should clearly show all planned expenditures and all funding sources for the project.

Project Expense	Source Name: Commerce Building Reuse Program Amount	Source Name: Armorock Amount	Source Name: Carolinas Gateway Partnership Amount	Source Name: Amount
Acquisition		$1,375,000		
Building Modifications	$300,000	$2,530,000		
Capital Equipment		$2,510,000		
Employee Hiring, Training, Relocation		$690,000		
Inventory, Raw Materials		$1,070,000		
Plant Start up Costs		$1,000,000		
Material Handling		$410,000		
Application Preparation and Grant Administration			$15,000	
Sub Total ($)	$300,000	$9,585,000	$15,000	

Total Construction Cost: ($) $2,830,000

Total Project Cost: ($) $9,900,000

Project Narrative

1 Provide a detailed description of the project company and the jobs to be created.

Armorock is the worldwide leader in manufacturing polymer concrete structures. Armorock LLC, formerly known as Geneva Polymer Products, pulls from 56 years of experience of its founders to give sanitary sewer and wastewater collection system owners a substantial solution to the corrosion found in their systems. Years on in-system testing and the failure of coating and PVC-lined products have pushed the industry to the only viable solution - a rigid, structural polymer concrete structure. The Armorock polymer concrete products meet the structural and corrosion needs required by the engineering community as well as the financial life cycle cost analysis and sustainability required by the municipalities.

As a result of the project, forty on (41) new jobs will be created and maintained within the first two years. These new jobs will pay an annual average wage of $52,756.

2 Provide a listing of all the company's existing locations along with the number of current full-time and part-time jobs and whether any change in employment are planned for each location.

Armorock has two additional locations:

Sulphur Springs, Texas- 27 employees
Boulder City, Nevada- 35 employees

Both locations continue to grow and will employ more in the coming years.

3 Provide a detailed description of the construction/renovation project.

The building needs to be modified to allow Armorock to operate and build the products. The interior of the building needs to have some cranes and crane ways installed. The cranes are considered equipment but will require that the building be modified to accommodate them. The HVAC and electrical systems need to be modified to allow for the production flow and equipment use. The yard area needs to be improved. The offices need to be renovated.

4 Provide description of the project property/building and its significance.

The building is located at 133 Blue Hawaiian in Rocky Mount. It is an existing 47,000 square foot building sitting on over 13 acres of land. It is in a great geographical location, close to customers and potential employees.

Property Owner Information

Property Owner Legal Name: Armorock LLC.

Property Owner Representative Name (First and Last): Vincent A Bussio
(Authorized to sign loan documents for Building Reuse)

Property Owner Rep. Mailing Address: PO Box 60006 City: Boulder City State: Nevada Zip: 89006

Property Owner Rep. Phone: 801-376-2620 Email: vbussio@armorock.com

Property Information

Property Address for Project: 133 Blue Hawaiian City: Rocky Mount State: NC Zip: 27809

Year Building Was Constructed: 1995 Number of Months Building Vacant: 84 Square Footage of Building: 47,000

Is the property listed on the National Register of Historic Places? ☐ Yes ☒ No

If you are unsure whether the property is listed on the National Register of Historic Places, you can check the address by accessing the following website: http://gis.ncdcr.gov/hpoweb/. If the property is listed, the provisions of NCGS 121-12(a) will be required.

Company Information

BUSINESS Name: Armorock LLC Federal ID Tax #: 27-3128009

Business Representative Name: Vince Bussio NAICS Code: 327390

Business Mailing Address: PO Box 60006 City: Boulder City State: Nevada Zip: 89006

Business Representative Phone: 801-376-2620 Business Representative Email: vbussio@armorock.com

Check ONE box below for the Industry Type of the Business:

☐ Data & Call Services ☐ Healthcare ☒ Manufacturing ☐ Processing ☐ Warehouse/Distribution

☐ Professional ☐ Service ☐ Restaurant ☐ Retail ☐ Non-Profit

Is the proposed Business a startup? Yes ☐ No ☒ If no, how many years in business **in NC**? 2

Number of existing part-time employees **in NC**: 0 Will the business provide health benefits? Yes ☒ No ☐

Number of existing full-time employees **in NC**: 1 What % of health benefits are employer paid? 80 %

Number of new full-time jobs committed: 41 Average annual wage of the new jobs committed? $52,756.00

If more than one company will participate in the project, please copy this page and complete for each additional company.

Average Annual Wage Computation Work Sheet

Number of New Employees	Position Type	Gross Annual Wages
1	Plant Manager	$70,000
2	Production Supervisor	$120,000
2	Project Coordinator/Estimator	$116,000
1	Sales Manager	$75,000
2	Machinist	$110,000
3	Fabricator	$165,000
3	Crane Operator	$150,000
5	Casting Machine Operator	$255,000
4	Inventory Yard Staff	$200,000
7	Material Handler	$350,000
10	Mold Handler	$500,000
1	Driver	$52,000

Total 41 **(A)**

Total Annual Wages	$2,163,000	**(B)**
Divide Total Wages (B) by the Total Number of New Employees (A) for the **Average Annual Wage**	$52,756	**(B/A)**
Percent Employer-Paid Health Insurance	80	**%**

Company Certifications

1 **Overdue Tax Debts**

Does the Company or the Related Member(s) currently have any overdue tax debts with any City, Town or County in, or with the State of North Carolina?

☐ Yes ☒ No

2 **Occupational Safety and Health Act Violations**

Does the Company, or the Related Member(s) have any citation under the Occupational Safety and Health Act that have become a final order within the past three years for willful serious violations or for failing to abate serious violations?

☐ Yes ☒ No

3 **Loan Defaults**

Is the Company, or the Related Member(s) currently in default on any loan or grant previously made by the State of North Carolina?

☐ Yes ☒ No

4 **Incentive History**

Has the Company, or Related Member(s) ever defaulted on an economic development grant or inventive or been sued by a grantor with respect to an economic development grant or incentive?

☐ Yes ☒ No

5 **Creditor Losses, Litigation, Government Investigations**

Has any member of management or any principal of the Company, or the Related Member(s) been involved in a financial reorganization, a bankruptcy, or other situation that led to losses by creditors or bond buyers, investor lawsuits, or government investigation alleging fraud or impropriety?

☐ Yes ☒ No

6 **Pending or Threatened Litigation**

Is the Company, or Related Member(s) subject to any claim, suit, action, proceeding, or government investigation that is pending or threatened that, individually or in the aggregate, would reasonably be expected to have a material adverse effect on the proposed grantee's finances or operations or the ability to conduct the proposed project, or that would reasonably be expected to impact the Rural Infrastructure Authority's decision to award a grant?

☐ Yes ☒ No

If you answered YES to any of the questions above, please provide a detailed description:

If more than one company will participate in the project, please copy this page and complete for each additional company.

Local Government Certifications

The attached statements and exhibits are hereby made part of this application, and the undersigned representative of the applicant certifies that the information in this application and the attached statements and exhibits are true, correct, and complete to the best of the signatory's knowledge and belief. The signatory further certifies:

1. as Authorized Representative, the signatory has been authorized to file this application by formal action of the governing body;
2. that the governing body or agrees that if a grant is awarded, the applicant will provide proper and timely submittal of all documentation requested by the Grantor Agency;
3. that the applicant has substantially complied with or will comply with all federal, state, and local laws, rules, regulations, and ordinances as applicable to this project;
4. that the applicant has analyzed the participating companies' financial and organizational strength regarding the ability to successfully meet the terms of the job creation and maintenance requirements, carry out the renovation project, as well as, the ability to meet the potential for repayment of loan funds; and
5. that the project is in accordance with the applicant's economic development plan and that the applicant has investigated any impact that the project may have on existing businesses within the applicant's jurisdiction.

Signature of Local Government Chief Elected Official

Typed Name , **Typed Title**

Date

Signature of Property Owner Representative

Vincent Bussio , President

Typed Name **Typed Title**

January 12, 2020

Date

Signature of Company CEO/CFO/COO/President

Vincent Bussio , President

Typed Name **Typed Title**

January 12, 2020

Date

Local Government Certifications

The attached statements and exhibits are hereby made part of this application, and the undersigned representative of the applicant certifies that the information in this application and the attached statements and exhibits are true, correct, and complete to the best of the signatory's knowledge and belief. The signatory further certifies:

1. as Authorized Representative, the signatory has been authorized to file this application by formal action of the governing body;
2. that the governing body or agrees that if a grant is awarded, the applicant will provide proper and timely submittal of all documentation requested by the Grantor Agency;
3. that the applicant has substantially complied with or will comply with all federal, state, and local laws, rules, regulations, and ordinances as applicable to this project;
4. that the applicant has analyzed the participating companies' financial and organizational strength regarding the ability to successfully meet the terms of the job creation and maintenance requirements, carry out the renovation project, as well as, the ability to meet the potential for repayment of loan funds; and
5. that the project is in accordance with the applicant's economic development plan and that the applicant has investigated any impact that the project may have on existing businesses within the applicant's jurisdiction.

Signature of Local Government Chief Elected Official

C. Saunders Roberson, Jr. , Chairman
Typed Name **Typed Title**

January 27, 2020
Date

Signature of Property Owner Representative

Vincent Bussio , President
Typed Name **Typed Title**

January 27, 2020
Date

Signature of Company CEO/CFO/COO/President

Vincent Bussio , President
Typed Name **Typed Title**

January 27, 2020
Date

MEMORANDUM

ROCKY MOUNT
CITY MANAGER'S OFFICE
THE CENTER OF IT ALL

To: Rochelle Small-Toney, City Manager

From: Kenneth Hunter, Budget & Evaluation Manager

Date: 01/28/20

Re: Review of Second Quarter, FY 2020 Report of Revenues & Expenditures

---

Overall financial activity for the City during the Second Quarter of Fiscal Year (FY) 2020 continued to improve compared to prior years, especially in the General Fund. The attached "Report of Revenues and Expenditures for Government Funds" provides additional information for the City's primary general government and enterprise funds, all of which retain sound condition as of December 31, 2019.

General Fund

The City experiences continued growth from key sources of revenue, particularly property taxes, sales taxes, investment earnings, and the proceeds from solid waste (environmental services) operations. Property tax collections by the end of December were close to consistent in terms of proportion for the year with prior year trends. Local option sales tax reflects the impact of many factors, including local economic growth, expansion of the sales tax to include a greater share of online sales, and the impact of recent State legislation impact redistribution of sales tax revenue benefitting Nash and Edgecombe Counties. Expenditure growth continues to focus primarily from salaries, benefits, operations of the Rocky Mount Event Center, and capital project activities.

Powel Bill Fund

The total FY 2020 Powell Bill Allocation was received in the first half of the fiscal year. The total allocation was 4.8% below our forecast and 0.7% below the allocation in FY 2019. Expenditures so far reflect engineering fees and qualifying maintenance activity.

Enterprise Utility Funds

Electric sales remain consistent with last year, while gas sales have lagged due to warmer than average weather during recent months. At the same, gas wholesale purchase costs remain low as well due to favorable market conditions, enabling us to likely meet the projected operating margin. Both funds should finish the fiscal year in strong fiscal position.

Water sales are greater than last year and consistent with budgeted forecasts. Sewer sales continue to lag projections due to dry weather and reduced sales to wholesale and industrial customers. Both funds are very active with capital projects at present, which are planned expenditures reflecting essential improvements.

Stormwater revenues will meet and exceed projections for the fiscal year due to increased development activity. Spending will focus on key projects in coming years, including significant enhancements to drainage systems in the Central City.

ROCKY MOUNT
CITY MANAGER'S OFFICE
THE CENTER OF IT ALL

Report of Revenues and Expenditures of Government Funds

Fiscal Year 2020
As of December 31, 2019

Purpose

This report provides summary information on revenue, expenditures, and budget balance for primary City funds, including General Government, Transportation, and Utilities. It is presented to the public and the Mayor and City Council on a quarterly basis to represent recent financial activity and the current status of the City's financial condition.

Source of Information

Information in this report is summarized from the General Ledger of the City, as entered in our financial management system.

Timeframe

This report includes information for specific funds budgeted in Fiscal Year 2020.

Guide to Reading Report Information

Description
Revenue or expenditure

Summary Statement
Brief description of fund performance.

R evenues and Expenditures

		FY 2020 Amended Budget	YTD Actual	YTD %Dif to YTD FY 2019	YTD% of Budget	3-Y Avg. YTD%	Comparison of Performance: FY 2020 % of Budget (Blue) to 3-Year Average % to End of Year Actual (Purple)
General Fi mmary							
Revenue grow ins strong with respect to Property Tax (due to rate adjustment and value growth), Sales Tax (sales growth, expansion), Solid Waste sales (transfer station), and Investments (interest rates). has focused on several capital projects, including those carried over from prior years, in an effort to improve facilities, infrastructure, and services. General Fund should finish the Fiscal without the use of Adopted Appropriated Fund Balance ($1.25 Million) and a revenue surplus of at least $1 Million.							
Revenues							
Ad Valorem		27,178,000	3,950,958	18.9%	14.5%	17.2%	
Intergovernmental		8,612,780	1,614,388	15.6%	18.7%	18.1%	
Sales Tax		12,820,000	1,413,493	0.0%	11.0%	10.3%	
Licenses & Permits		1,723,000	241,563	23.2%	14.0%	16.5%	
Sales & Services		10,487,520	2,345,139	4.8%	22.4%	24.1%	
Investments		851,520	191,288	45.1%	22.5%	17.6	
Miscellaneous		860,220	172,663	-22.1%	20.1%	19.4	
Transfers		4,300,000	875,000	10.2%	20.3%	16.1	
Lease Proceeds		2,719,00	-	N/A	0.0%	0.0	
Fund Balance Appro				N/A	0.0		
T				11.3%	14.		

Budget Portion
Share of budget represented by line.

FY 2020 Amended Budget
Final amended budget total for line.

YTD
Actual FY 2020 Year to Date amount for line.

YTD %Dif to YTD FY 2019
1-Year % DIfference in YTD Amounts.

YTD% of Budget
Actual FY 2020 Year to Date amount for line as percentage of Amended Budget.

3-Year Avg. YTD%
Year to Date of budget percentagefor similar period averaged for last 3 fiscal years (FY 2017 to FY 2019).

Comparison of Performance
Graphic representation of FY 2020 Year to Date performance (bottom, light blue horizontal bar) in relation to prior 3-Year Average for Year to Date (top, purple horizontal bar) and 100% of budgeted amount (red vertical line).

Prepared By

Kenneth Hunter, Budget & Evaluation Manager
Kenneth.Hunter@rockymountnc.gov
(252) 972-1335

Available online at
www.rockymountnc.gov/budget

Report on General Fund Revenues and Expenditures

Comparison of Performance
FY 2020 % of Budget (Blue) to 3-Year Average % to End of Year Actual (Purple)

General Fund Summary

Second Quarter revenues continue a trend of growth in key categories, particularly Ad Valorem (property tax) and Sales Tax. End of year revenues for these categories will likely surpass their budgeted projections. Expenditures remain constrained, with growth in certain categories (including Wages and Benefits) in line with anticipate growth built into the annual budget.

	FY 2020 Amended Budget	YTD Actual	YTD %Dif to YTD FY 2019	YTD% of Budget	3-Year Avg. YTD%
Revenues					
Ad Valorem	27,178,000	19,547,697	4.8%	71.9%	73.6%
Intergovernmental	8,612,780	3,696,118	-0.8%	42.9%	45.1%
Sales Tax	12,820,000	4,715,865	12.2%	36.8%	33.0%
Licenses & Permits	1,723,000	587,509	-15.0%	34.1%	38.8%
Sales & Services	10,487,520	5,089,985	8.9%	48.5%	49.5%
Investments	851,520	363,903	-0.6%	42.7%	37.0%
Miscellaneous	913,553	343,347	-22.4%	37.6%	40.7%
Transfers	4,300,000	1,750,000	10.2%	40.7%	32.1%
Lease Proceeds	2,719,000	-	N/A	0.0%	0.0%
Fund Balance Appropriated	4,047,869	-	N/A	0.0%	0.0%
Total Revenue	**73,653,242**	**36,094,424**	**5.2%**	**49.0%**	**49.7%**
Expenditures by Department					
Mayor & City Council	2,252,738	145,915	N/A	6.5%	11.4%
City Clerk	158,290	69,197	11.1%	43.7%	44.0%
City Manager	838,422	388,889	10.9%	46.4%	44.5%
Human Resources	1,246,339	471,827	22.9%	37.9%	39.5%
Human Relations	418,780	154,230	-21.2%	36.8%	45.4%
Finance & Technology	4,516,383	20,951	-90.3%	0.5%	27.7%
Police	17,867,016	8,159,070	3.7%	45.7%	47.2%
Fire	12,903,671	6,188,633	-11.8%	48.0%	47.9%
Public Works (Incl. Engineering)	10,698,170	4,752,809	-4.6%	44.4%	45.5%
Parks & Recreation	11,842,476	5,118,748	-7.7%	43.2%	49.2%
Development Services	2,901,348	1,148,466	11.5%	39.6%	46.3%
Event Center	5,526,190	2,321,783	62.2%	42.0%	N/A
Community & Business Dev.	2,483,419	224,480	267.1%	9.0%	29.5%
Total Expenditures	**73,653,242**	**29,164,997**	**-1.5%**	**39.6%**	**44.7%**
Balance - Revenues Over/(Under) Expenditures		***6,929,427***			
Expenditures by Category					
Salaries & Wages	38,365,460	18,097,479	4.2%	47.2%	47.6%
Employee Benefits	13,134,801	6,206,785	6.5%	47.3%	48.6%
Professional Services	1,678,760	537,628	-37.1%	32.0%	45.5%
Operating Costs	5,020,368	1,355,864	204.6%	27.0%	22.0%
Debt Service	5,540,900	2,139,668	-23.3%	38.6%	48.9%
Capital Equipment	7,806,009	785,403	-61.4%	10.1%	40.9%
Transfers	1,610,560	-	N/A	0.0%	7.6%
Other	496,384	42,170	-4.5%	8.5%	49.9%
Total Expenditures	**73,653,242**	**29,164,997**	**-1.5%**	**39.6%**	**44.7%**

Report on General Capital, Powell Bill, and Public Utility Funds

Comparison of Performance
FY 2020 % of Budget (Blue) to 3-Year Average % to End of Year Actual (Purple)

Powell Bill Fund

Summary
FY 2020 Powell Bill Allocation is 0.7% lower than the FY 2019 allocation, and 4.8% lower than the FY 2020 adopted projection.

	FY 2020 Amended Budget	YTD Actual	YTD %Dif to YTD FY 2019	YTD% of Budget	3-Year Avg. YTD%
Powell Bill Allocation	1,588,000	1,512,126	93.2%	95.2%	N/A
Other Revenue	1,608,000	72,891	N/A	4.5%	N/A
Fund Balance Appropriated	692,676	-	N/A	0.0%	0.0%
Total Revenues	**3,888,676**	**1,585,017**	**-10.6%**	**40.8%**	**62.1%**
Total Expenditures	**3,888,676**	**295,146**	**-58.0%**	**7.6%**	**50.6%**
Balance - Revenues Over Expenditures		***1,289,872***			

Electric Fund

Summary
Utility Sales are consistent with last year, as are overall expenditures.

Utility Sales	78,060,000	40,021,387	0.1%	51.3%	52.5%
Other Revenue	3,740,000	733,493	-15.8%	19.6%	21.6%
Fund Balance Appropriated	4,741,950	-	N/A	0.0%	0.0%
Total Revenues	**86,541,950**	**40,754,881**	**-0.7%**	**47.1%**	**51.1%**
Energy Purchase	56,000,000	24,101,399	3.8%	43.0%	43.6%
Operating	16,669,921	7,106,258	0.0%	42.6%	47.7%
Non-Operating	6,072,100	2,885,834	-2.6%	47.5%	48.3%
Capital	7,799,929	1,504,442	-36.8%	19.3%	33.7%
Total Expenditures	**86,541,950**	**35,597,933**	**-0.2%**	**41.1%**	**44.1%**
Balance - Revenues Over Expenditures		***5,156,948***			

Gas Fund

Summary
Sales declined compared to last year due to warmer weather during the first months of the winter cycle, while decreases in wholesale gas prices offset this decline.

Utility Sales	20,804,000	7,862,789	-2.6%	37.8%	34.8%
Other Revenue	730,000	205,867	-3.8%	28.2%	23.7%
Fund Balance Appropriated	2,539,776	-	N/A	0.0%	0.0%
Total Revenues	**24,073,776**	**8,068,656**	**-2.6%**	**33.5%**	**34.1%**
Energy Purchase	11,000,000	3,083,879	-9.6%	28.0%	26.7%
Operating	9,316,952	4,258,455	-3.1%	45.7%	50.5%
Non-Operating	1,972,500	879,902	N/A	44.6%	32.3%
Capital	1,784,324	252,029	-54.4%	14.1%	34.7%
Total Expenditures	**24,073,776**	**8,474,264**	**-7.5%**	**35.2%**	**35.7%**
Balance - Revenues Over Expenditures		***(405,608)***			

Report on Water Resources and Stormwater Management Funds

Comparison of Performance,
FY 2020 % of Budget (Blue) to
3-Year Average % to
End of Year Actual (Purple)

Water Fund

Summary
Sales continue to perform ahead of last year and in line with budgeted projections. Increased expenditures reflect impact of planned capital activity.

	FY 2020 Amended Budget	YTD Actual	YTD %Dif to YTD FY 2019	YTD% of Budget	3-Year Avg. YTD%
Utility Sales	11,089,804	5,820,404	1.0%	52.5%	52.2%
Other Revenue	980,000	251,274	-18.9%	25.6%	48.3%
Fund Balance Appropriated	5,090,801	-	N/A	0.0%	0.0%
Total Revenues	**17,160,605**	**6,071,678**	**-1.8%**	**35.4%**	**50.9%**
Operating	10,465,843	4,488,959	-2.9%	42.9%	51.5%
Non-Operating	1,036,900	288,088	20.2%	27.8%	37.1%
Capital	5,657,862	1,222,079	319.4%	21.6%	52.6%
Total Expenditures	**17,160,605**	**5,999,126**	**16.4%**	**35.0%**	**47.0%**
Balance - Revenues Over Expenditures		*72,552*			

Sewer Fund

Summary
Sales continue to perform below budgeted projections due to dry conditions and lower industial and wholesale utilization. Expenditure increases are primarily due to increased focus on planned capital projects relying on the use of appropriated reserves.

	FY 2020 Amended Budget	YTD Actual	YTD %Dif to YTD FY 2019	YTD% of Budget	3-Year Avg. YTD%
Utility Sales	14,463,150	6,584,884	-6.1%	45.5%	49.2%
Other Revenue	2,310,700	226,567	-7.3%	9.8%	19.3%
Fund Balance Appropriated	4,916,015	-	N/A	0.0%	0.0%
Total Revenues	**21,689,865**	**6,811,450**	**-7.6%**	**31.4%**	**46.2%**
Operating	11,920,745	5,581,023	6.3%	46.8%	49.5%
Non-Operating	1,780,500	608,170	-0.3%	34.2%	27.9%
Capital	7,988,620	1,185,559	209.0%	14.8%	31.3%
Total Expenditures	**21,689,865**	**7,374,751**	**18.1%**	**34.0%**	**44.9%**
Balance - Revenues Over Expenditures		*(563,301)*			

Stormwater Fund

Summary
Revenue has increased compared to last year due to development activity. Capital spending is reduced to ensure focus on work in the coming years.

	FY 2020 Amended Budget	YTD Actual	YTD %Dif to YTD FY 2019	YTD% of Budget	3-Year Avg. YTD%
Utility Sales	4,130,000	2,060,819	1.9%	49.9%	49.3%
Other Revenue	470,000	142,713	5.2%	30.4%	58.9%
Fund Balance Appropriated	1,211,683	-	N/A	0.0%	0.0%
Total Revenues	**5,811,683**	**2,203,532**	**2.1%**	**37.9%**	**47.1%**
Operating	3,798,329	1,591,579	4.1%	41.9%	49.4%
Non-Operating	421,100	194,017	1.9%	46.1%	52.3%
Capital	1,592,254	56,990	-66.0%	3.6%	47.0%
Total Expenditures	**5,811,683**	**1,842,585**	**-2.4%**	**31.7%**	**49.8%**
Balance - Revenues Over Expenditures		*360,947*			

ROCKY MOUNT, NC
THE CENTER OF IT ALL

Review of Revenues & Expenditures 2nd Quarter, FY 2020

2/10/20, Kenneth Hunter, Budget & Evaluation Manager

ROCKY MOUNT, NC
THE CENTER OF IT ALL

Overview

- General Review of Revenues & Expenditures
- Monthly Employment Update
- Zip Code Employment Analysis
- Wages by Employment Sector

ROCKY MOUNT, NC
THE CENTER OF IT ALL

FY 2020 2nd Quarter Update

General Fund

- Strong Ad Valorem & Sales Tax Growth
- Fund activity reflects operations of Event Center
- Overall expenditures less than last year
- Do not anticipate using Adopted Appropriated Fund Balance

ROCKY MOUNT, NC
THE CENTER OF IT ALL

FY 2020 2nd Quarter Update

Utilities (Enterprise Funds)

- Electric & Gas
  - Sales consistent in electric, lagging in gas
  - Expenditures on target, reflect ongoing operational activities
- Water & Sewer
  - Improving water sales will meet budget projects
  - Sewer sales remain down due to dry weather, lower key customer use
  - Expenditures reflect planned capital activity

ROCKY MOUNT, NC
THE CENTER OF IT ALL

Labor Force & Employment, City of Rocky Mount
November 2018 to November 2019

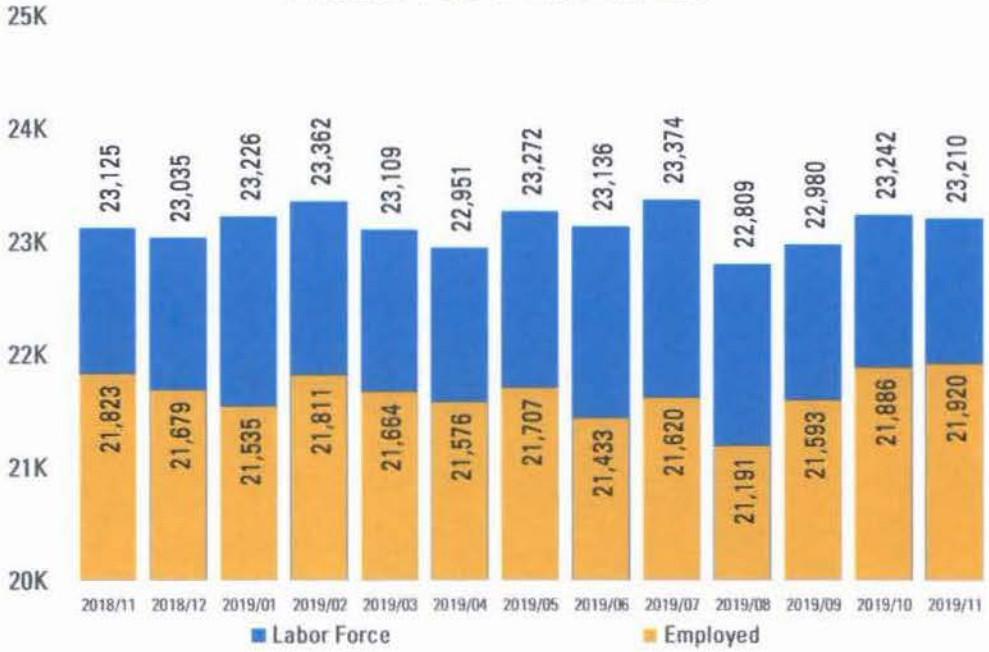

Labor Force & Employment, Rocky Mount MSA
November 2018 to November 2019

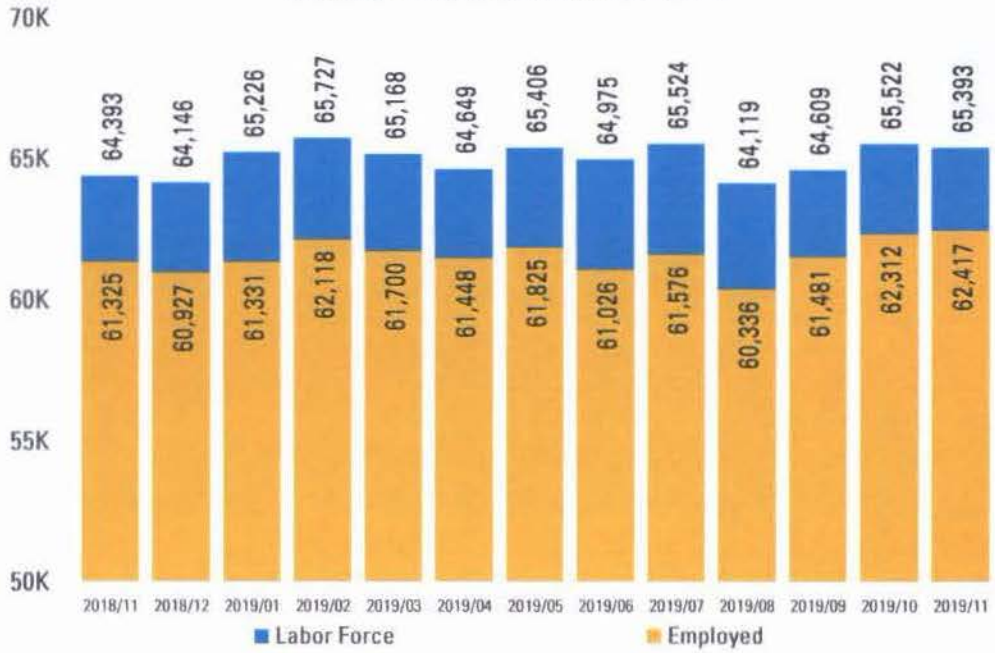

ROCKY MOUNT, NC
THE CENTER OF IT ALL

Year-to-Date Change in Employment, as of November 2019

ROCKY MOUNT, NC
THE CENTER OF IT ALL

Nonfarm Employment, Rocky Mount MSA, November 2019

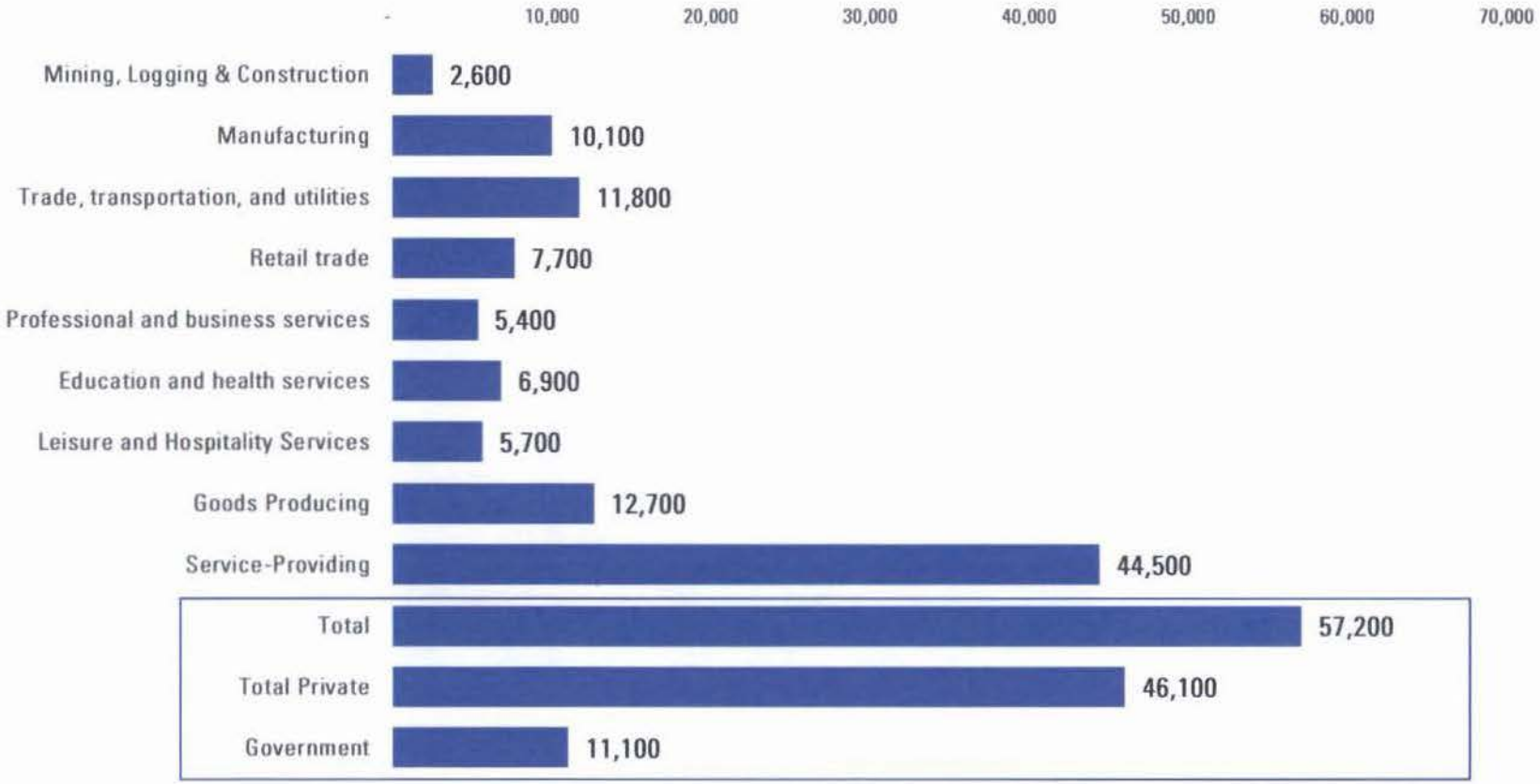

ROCKY MOUNT, NC
THE CENTER OF IT ALL

Employment Data by Zip Code

	Zip Code 27801	Zip Code 27803	Zip Code 27804	Zip Code 27809	Citywide
Population, 20-64 years old	11,211	11,135	16,825	3,067	31,102
Labor Force Participation Rate	68.3%	76.2%	78.5%	79.6%	74.8%
Employment-to-Population Rate	62.7%	71.5%	73.7%	71.1%	68.9%
Unemployment Rate	8.2%	6.1%	6.0%	10.7%	7.9%
Male	9.5%	8.1%	8.0%	14.7%	10.4%
Female	7.1%	4.2%	4.2%	5.9%	5.7%

Source: 2014-2018 5-Year American Community Survey

ROCKY MOUNT, NC
THE CENTER OF IT ALL

Local Average Wages by Sector

Sector	Hourly Wage
Agriculture, Forestry, Fishing, Hunting	$13.64
Mining	$22.57
Utilities	$25.73
Construction	$25.42
Manufacturing	$26.97
Wholesale Trade	$25.08
Retail Trade	$12.72
Transportation & Warehousing	$24.13
Information	$22.87
Finance & Insurance	$28.54
Real Estate, Rental, Leasing	$18.05

Sector	Hourly Wage
Professional, Scientific, Technical Services	$19.90
Management of Companies, Enterprises	$33.21
Administrative & Support, Waste Mgmt.	$13.25
Educational Services	$26.97
Health Care, Social Assistance	$19.63
Arts, Entertainment, Recreation	$6.45
Accommodation, Food Services	$7.75
Other Services (except Public Admin.)	$15.03
Public Administration	$19.77
Total Workforce Average	**$19.28**

Source: Quarterly Census of Employment & Wages, 2nd Quarter 2019

Conclusions

Optimistic about growth, aware of potential headwinds

- Visible sales growth and development
- Underlying uncertainty

Information available for projecting EOY, FY 2020 revenues

- Key to budget development
- Planning affordable CIP recommendation

MEMORANDUM

ROCKY MOUNT
PUBLIC WORKS
THE CENTER OF IT ALL

To: Rochelle Small-Toney, City Manager

Cc: Elton Daniels, Assistant City Manager
Dorothy Smith, Interim Chief Communications & Marketing Officer

From: Brad Kerr, Director of Public Works

Date: 1/24/2020

Re: Alexander Evans Field Operations Complex Dedication

Attached please find the proposed design for the Municipal ID signs dedicating the Field Operations Complex on Albemarle Avenue as the "Alexander Evans Field Operations Complex" along with the proposed design for a dedication plaque to be placed inside the Environmental Services Building located a 1221 Thorpe Rd.

There will be two Municpal ID signs for the Operations Complex. One located at the intersections of Albemarle Avenue and Grand Avenue. The second sign will be located at Atlantic Avenue and Spruce Street across the street from the Sanitation Strike and Martin Luther King, Jr. Historic Markers.

The goal is to have the Municipal ID signs installed in March along with the installation of the new Municipal ID signs for Holly Street Park, City Lake, Lancaster Park and Marigold Park with a dedication ceremony during National Public Works Week May 17-23, 2020.

ALEXANDER EVANS FIELD OPERATIONS COMPLEX

IN RECOGNITION OF HIS RELENTLESS COURAGE AND CONVICTION THAT GALVENIZED SANITATION WORKERS AND THE AFRICAN AMERICAN COMMUNITY WHICH LED TO THE 1978 ROCKY MOUNT SANITATION WORKERS STRIKE AND AS A TRIBUTE FOR RESHAPING THE LABOR MOVEMENT IN NORTH CAROLINA, ON

NOVEMBER 25, 2019

THE CITY COUNCIL OF THE CITY OF ROCKY MOUNT NAMED THE FIELD OPERATIONS COMPLEX IN HONOR OF

ALEXANDER EVANS

ALEXANDER "PREACHER" EVANS WAS A CITY OF ROCKY MOUNT SANITATION WORKER WHO BECAME THE CENTER OF A CHANGE MOVEMENT THAT LED TO VOTING RIGHTS ADVANCEMENT IN EDGECOMBE COUNTY AND INFLUENCED THE FORMATION OF THE BLACK WORKERS FOR JUSTICE. WHILE ON HIS SANITATION ROUTE, MR. EVANS PICKED UP A SUIT OF CLOTHES LEFT NEAR A TRASH CAN, INTENDING TO DONATE THE ITEMS TO THE NEEDY. THE NEXT DAY, AFTER COMPLAINTS FROM RESIDENTS, MR. EVANS RETURNED THE CLOTHES TO HIS SUPERVISOR. HE WAS SUBSEQUENTLY SUSPENDED FROM WORK, ARRESTED BY POLICE AND CHARGED WITH LARCENY. AFTER 82 CHALLENGING DAYS, IN SEPTEMBER 1978, MR. EVANS WAS FOUND NOT GUILTY OF THE CHARGES BY A NASH COUNTY SUPERIOR COURT JURY. HE RETURNED TO WORK AND LATER WAS PROMOTED TO DRIVER.

SANITATION WORKER 1977-1996

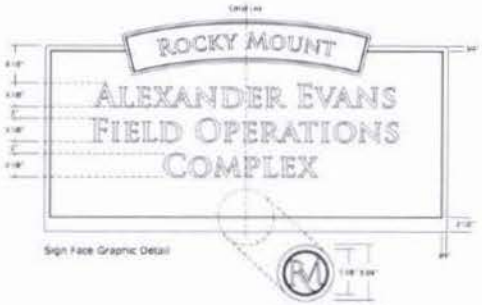

Sign Face Graphic Detail

Logo Medallion Detail

Alternate Single-Side Back View

INSERT/ADD TO PROVIDE ENGINEERED SHOP DRAWINGS FOR ENGINEER/OWNER REVIEW AND ACCEPTANCE

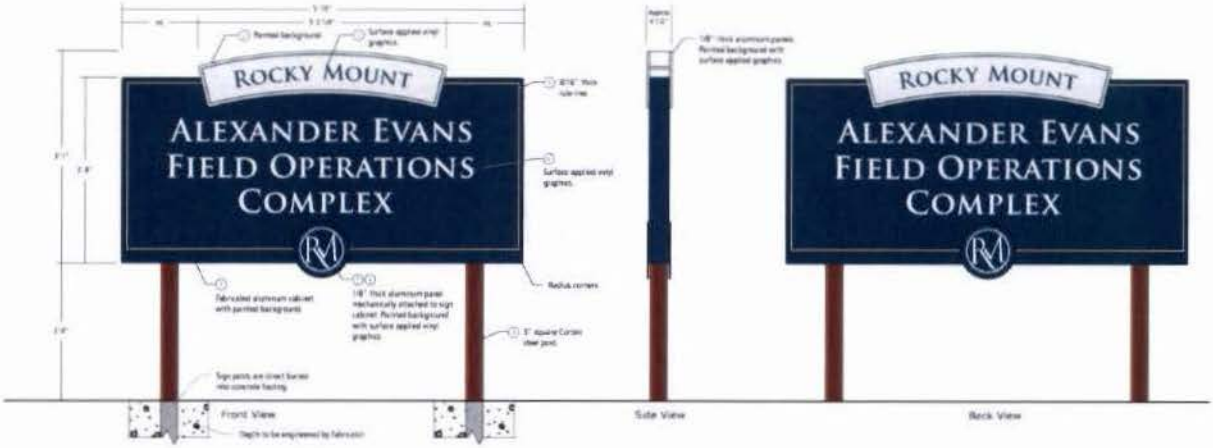

Front View

Side View

Back View

Municipal Ground Mounted Identification

ROCKY MOUNT

corbindesign

Sanitation Strike
Historic Marker
New Municipal ID
Sign Location
MLK Historic Marker
New Municipal ID
Sign Location
Tar River
Bridge Tar River Trail
Cooke's Garage
Jackie Used Cars
FRIKS North America
Wholesale Paint Center
B & R Auto Sales
Rocky Mt Parks Maintenance
Rocky Mt Water Department
Maness Customs
Joe Proctor Alignment & Repair
Carolina Mobile Communications
God in Christ Deliverance Church
Mr Tobacco Shop
Williams Foods
Performance Plus Auto
Sweet Jimmy Market
Carolinas Gateway Partnership
Hux Grocery
BTW Community Center
Opportunities Industrialization Center
St Augusta FWB Church
Immaculate Conception Catholic Mission
North End Missionary Baptist Church
Braswell Memorial Library
Google

599 Albemarle Ave
Rocky Mount, North Carolina
Google
Street View
Google

744 NC-97
Rocky Mount, North Carolina
Google
Street View
NC-97
Google