ROCKY MOUNT, NC
THE CENTER OF IT ALL

ROCKY MOUNT CITY COUNCIL

SPECIAL CALLED MEETING

COMMITTEE OF THE WHOLE MEETING

MONDAY, AUGUST 10, 2020

CITY COUNCIL
SPECIAL CALLED MEETING
AND
COMMITTEE OF THE WHOLE

MONDAY, AUGUST 10, 2020

AGENDA

Special Called Meeting **3:00 p.m.**

Closed Session — Rochelle D. Small-Toney
Economic Development

Committee of the Whole **5:00 p.m.**

1. Boards, Commissions and Committees Appointments — Pamela Casey

2. Black Lives Matter Murals — Black Action Committee

3. Minority & Women-Owned Business Enterprise (MWBE) Program Update — Candice Kirtz

4. Resolution for Roundabouts — Brad Kerr

MEMORANDUM

Committee of the Whole

ROCKY MOUNT
CITY MANAGER'S OFFICE
THE CENTER OF IT ALL

To: Honorable Mayor and City Council Members

Cc: Rochelle Small-Toney, City Manager

From: Amy Staton, Director of Finance

Date: 7/24/2020

Re: Minority Women and Business Enterprise Program

Efforts have been underway to review the MWBE program with the goal to enhance the program's quality and participation. The city's Purchasing Manager, Candice Kirtz will provide an overview of the program including general information, goals, results, and the status of the program's enhancement milestones that are completed, ongoing, in progress, recommended, and pending. We look forward to opportunities to continue to grow and enhance the program.

ROCKY MOUNT, NC
THE CENTER OF IT ALL

MWBE Program Overview

Purchasing Division

08/10/20, Candice Kirtz

ROCKY MOUNT, NC
THE CENTER OF IT ALL

Discussion Topics

Topics

- Minority and Women Owned Business (MWBE) Defined
- Historically Underutilized Businesses (HUB) Defined
- Mission & Vision
- Functions
- Goals
- Certification
- Vendor Expectations
- MWBE Community
- Participation
- Reporting
- Milestones

MWBE Defined

Minority and Women Business Enterprise (MWBE)

- North Carolina General Statute 143-128.2 defines a minority business as a business that is:
  - at least 51% owned and controlled by one or more minority persons or socially and economically disadvantaged individuals
  - at least 51% of stock is owned by one or more minority or socially and economically disadvantaged individuals (corporations).

Historically Underutilized Business (HUB)

- The HUB Office is an organization within the Department of Administration that advocates actions which increase opportunities for historically underutilized businesses and promotes diversity and inclusion in state government procurement and contracting.

ROCKY MOUNT, NC
THE CENTER OF IT ALL

MWBE Program

Mission

To promote economic opportunities for minority and women owned businesses in the City of Rocky Mount procurement and contracting that will foster their potential for growth and profitability.

Vision

The Purchasing Division promotes actions which increase opportunities for minority and women owned businesses and promotes diversity and inclusion in the City of Rocky Mount procurement and contracting.



MWBE Program

Program Roles

- Provide equal opportunity to participate in the bidding process
- Provide workshops and training sessions
- Provide one-on-one sessions as requested on opportunities of interest
- Prohibit discrimination against a business because of race, creed, color, religion, national origin or handicap

Program Functions

- Liaison between City of Rocky Mount and MWBE Community
- Develop alliances to increase participation and utilization
- Monitor and report MWBE participation

MWBE Program Goals

Building Construction

- 10% goal over $100,000.00 for State funded (N.C.G.S. 143-128.2)*
- 5% goal over $100,000.00 for local funded per City MWBE Resolution
- Example: A GC awarded $100,000.00 project that subcontracts $10,000.00 to a MWBE subcontractor. The 10% goal is met.

*Certified businesses count towards the goal

MWBE Certification

NC HUB Certification

- Historically Underutilized Businesses Certified (HUB)
- Only businesses certified in accordance with this section shall be considered by … political subdivisions of the State as historically underutilized businesses for minority business participation purposes under this Chapter. N.C.G.S. 143-48.4

NC DOT Certification

- Disadvantaged Business Enterprise (DBE)
- DBE certification, you must meet the social and economic disadvantaged criteria of Federal Regulations 49 Part 26.

ROCKY MOUNT, NC
THE CENTER OF IT ALL

Local Participation

Factors Contributing to Low Participation

- Certification: HUB
  - Approach: Encourage qualified businesses to obtain their HUB certification.
- Costs: Insurance, Bid Deposits, Bonds
  - Approach: Provide clear insurance expectations. Limit bond requirements to statute limits or what's necessary for high risk projects.
- License: Building, Residential, Highway, Public Utilities, Specialty
  - Approach: Encourage local contractors to obtain their general contractor license. General contractor license required for bidding on all projects $30,000.00 or more.

Local Participation

Factors Contributing to Low Participation Continued

- Lack of Public Contract Knowledge
  - Approach: Provide quarterly training that will help vendors understand public contracts and bidding.
- Vendor Contact Information & Communication
  - Approach: Inform vendors of the importance of keeping their vendor file updated. Encourage them to check their emails and voice messages to improve communication.
- Bid Submittal
  - Approach: Encourage vendors to compete in the bid process.
- Disadvantaged-Computer Skills
  - Approach: Provide training on basic computer skills, navigating the city purchasing webpage and reviewing bid PDFs.

Expectations

Vendor Expectations

- Communicate vendor information changes to Purchasing
- Provide capability statement (new vendors)
- Meet insurance requirements
- Meet bonding requirements
- Become HUB certified
- Compete in the bid process (understand public bidding requirements)
- Win bids (lowest responsive responsible bidder)

ROCKY MOUNT, NC
THE CENTER OF IT ALL

Where Are We Now

ROCKY MOUNT, NC
THE CENTER OF IT ALL

MWBE Vendor Stats

Local Certified (NC HUB Directory)

1. Morgan's Termite and Pest Control
2. TelTal
3. Bob Ray's Transport, LLC
4. Cleen Sweep
5. Cre8ive Coordinates, LLC
6. DNN Advisory Services LLC
7. Indus PowerTech Inc.
8. Key Insurance and Realty Solutions LLC
9. Wilkins Janitorial Service, Inc.
10. B&M Roofing Contractors
11. Core Master
12. RM Contractors LLC
13. Three in One Family Center

All MWBEs (City Vendor File)

	FY19	FY20
All	>30	84

Categorized

- Minority (MBE)
  - Black, Hispanic, Asian-American, American-Indian
- Woman (WBE)
  - Female (non-minority)

MWBE Reporting

State HUB Reporting (current)

- Required for reporting building construction & repair projects, wastewater treatment systems, wastewater collection systems, water supply systems and water conservation projects.
- Projects are only reported in the quarter completed.
- HUB projects awards are compared to total awarded projects to calculate the percentage.

Local MWBE Reporting

- Will track all awarded projects valued at $30,000.00 or more regardless of contract type.
- Projects are only reported in the quarter awarded.
- MWBE project awards are compared to total awarded projects to calculate percentage of bid opportunities.
- Progress reports shall indicate awarded contract type and include the following:
  - Number and dollar value of total awarded contracts by contract type
  - Number and dollar value of all contracts awarded to MWBEs by contract type
  - Number of MWBE firms that bid on the contract type

ROCKY MOUNT, NC
THE CENTER OF IT ALL

MWBE Stats

FY20 Awards

- Awarded $15,097,678.40
- Tier 1 MWBE Awards $2,177,529.58
- Tier 2 MWBE Awards $109,872.00
- 15% percentage of Purchasing Division awarded solicitations (all contract types)

FY19 & 20 City Spend

Vendor Payments	FY19	FY20
All	$146,112,887.47	$126,247,989.32
MWBE	$1,341,509.71	$3,090,642.91
%	.9%	2.4%

FY19 NC Spend

Spending	FY19
All	$7.5 billion
HUB	$468 million
HUB - B	$80.4 million
HUB - B%	1%

ROCKY MOUNT, NC
THE CENTER OF IT ALL

MWBE Opportunity

19/20 PROJECT	MWBE	AWARD
HWY 97 Lift Station Screw Pump	Stepp Construction	$624,000.00
Basketball Court	Laser Sitework	$50,500.00
Manhole Rehabilitation	North Star Water & Sewer	$74,517.00
Urgent Home Repair	RM Contractors	$35,725.00
Transmission Installation	River City Construction	$104,176.00
Scattered Sites Projects	Squared Corners Constructions	$114,300.00
Roof Repairs	B&M Roofing Contractors	$236,821.00

19/20 PROJECT	CONTRACTOR	MWBE AWARD
Sodium Hypochlorite Conversion	English Construction	$110,500.00
City Hall Elevator	HM Kern	$90,200.00
TRT Bus Station Renovation	Calvin Davenport, Inc	$9,900.00

18/19 Project	MWBE	AWARD
Theatre Flood Damage	Burney & Burney	$66,000.00
BSC Renovations	Bridgeview	$31,000.00
Douglas Block Upfit Project	Bridgeview	$121,500.03
Senior Center Roof Replacement	B&M Roofing	$409,824.00
Wayfinding	Rite Lite Signs	$218,695.00

18/19 Project	CONTRACTOR	MWBE AWARD
5th Floor Remodeling	D.J. Rose & Son	22,650.00
Street Resurfacing	ATCO Transport	2,475.00
Mainline Utilities Relocation	Fosters Hauling	2,600.00

ROCKY MOUNT, NC
THE CENTER OF IT ALL

MWBE FY20 Milestones

Completed/Ongoing

Advertise: HUB website
Attend: MWBE oriented events
Build alliances
Conduct: Meet & Greets
Conduct: One-on-One Meetings
Conduct: Workshops
Develop Program Guide
Develop Program Mission and Vision
Develop Training: How to Do Business with the City
Develop Training: Insurance Expectations
HUB Reporting
Identify Community Resource Opportunities
Increase Certified MWBE Vendors
Network with MWBE and Diversity Professionals
Update Purchasing MWBE Webpage

In Progress

Conduct: Basic Computer Skills Training
Develop Training: Invoice Expectations
Develop: Budget
Develop: Outreach Plan
Develop: MWBE Directory
Develop Training: MWBE Bid Documentation
Identify acceptable certifications
Identify Best Practices for Pre-Bid
Implement Commodity Codes
Marketing
Reporting
Update HUB Affidavit B

Recommend

Determine goals: building construction
Determine goals: other
MWBE Coordinator

Pending

Determine eligible dollars
Develop Training: City Departments
Develop Training: Purchasing Division
Develop: New MWBE bid guidelines
Reporting Development

Future

Revolving Loan
Entrepreneurial Center
Televised Training
Disparity Study (pathway)

ROCKY MOUNT, NC
THE CENTER OF IT ALL

Questions

August 4, 2020

Milestones

1	Advertise: HUB website	Complete	Ongoing- Advertise informal and formal bids on the NC HUB website
2	Attend: MWBE oriented events	Complete	Ongoing- Attending vendors shows, MWBE coordinator training, etc.
3	Build alliances	Complete	Ongoing - Sponsor workshops with NC HUB, SBC, Chamber of Commerce, etc.
4	Conduct: Meet & Greets	Complete	Ongoing - engage city departments in meeting with MWBE vendors
5	Conduct: One-on-One Meetings	Complete	Ongoing - Schedule meetings as needed for new vendors and per request. Offers debriefs.
6	Conduct: Workshops	Complete	Ongoing - workshop training will vary but will include presentations and food
7	Develop Program Guide	Complete	Disbursed to MWBE vendors, shared online, displayed in meeting areas
8	Develop Program Mission and Vision	Complete	Foundation for program
9	Develop Training: How to Do Business with the City	Complete	Training on bidding procedures
10	Develop Training: Insurance Expectations	Complete	Training on insurance requirements
11	HUB Reporting	Complete	Ongoing- updated communication measures with departments to ensure accurate reporting
12	Identify Community Resource Opportunities	Complete	Ongoing- Edgecombe and Nash Community College Small Business Center Classes
13	Increase Certified MWBE Vendors	Complete	Ongoing - Encourage non-certified MWBE firms to become certified.
14	Network with MWBE and Diversity Professionals	Complete	Ongoing- Networking with diversity professionals in other NC units of government
15	Update Purchasing MWBE Webpage	Complete	Alterations to include new program content, online event registration, relevant 3rd party resources
16	Determine eligible dollars	Pending	Operating budget amount used to calculate actual MWBE percentages
17	Develop Training: City Departments	Pending	Educate City Departments on new MWBE Plan
18	Develop Training: Purchasing Division	Pending	Ensure that all Purchasing Office employees are focused on identifying MWBE firms

19	Develop: New MWBE bid guidelines	Pending	Researching
20	Determine goals: building construction	Recommend	10% - Building construction & repair, WWTP projects included (HUB reporting)
21	Determine goals: overall	Recommend	10% - overall goal for contracted dollars
22	Resource Identification	Recommend	MWBE Coordinator position (job description created)
23	Update MWBE Resolution	Recommend	Increase Building Construction 5% goal to 10%
24	Conduct: Basic Computer Skills Training	WIP	Training on how to navigate the city purchasing webpage, check emails, and review bid PDFs
25	Develop: Budget	WIP	Identify cost for workshop related expenses such as food, beverages, guest speakers, linen, etc.
26	Develop: Outreach Plan	WIP	Guidelines for increasing MWBE outreach and participation, draft 2 in progress
27	Develop: MWBE Directory	WIP	Updating vendor file
28	Develop Training: MWBE Bid Documentation	WIP	Training on MWBE documents to be included with formal and informal construction bid submissions
29	Identify acceptable certifications	WIP	Researching certifications in addition to HUB and DBE
30	Identify Best Practices for Pre-Bid	WIP	Researching City of Charlotte, Durham, Greenville and Raleigh MWBE pre-bid literature
31	Implement Commodity Codes	WIP	Will allow Purchasing to identify opportunities for MWBE firms, currently training city departments
32	Marketing	WIP	Identifying marketing resources for MWBE Program
33	Reporting Development	WIP	Quarterly and annual reporting on participation
34	Update HUB affidavit B	WIP	Adding language to the bottom of HUB affidavit B to reduce the use of this form

Stats

FY20 Awards

Award Contract Value $15,097,678.40

Tier 1 MWBE Awards $2,177,529.58

Tier 2 MWBE Awards $109,872.00*

15%

Expenditures

	FY19	**FY20**
Vendor Payments - All	$146,112,887.47	$126,247,989.32
Vendor Payments – MWBE	$1,341,509.71	$3,090,642.91
Vendor Payments - %	.9%	2.4%

MEMORANDUM

ROCKY MOUNT, NC
THE CENTER OF IT ALL

Committee of the Whole

To: Rochelle Small-Toney, City Manager

Cc: Elton Daniels, Assistant City Manager

From: Brad Kerr, Director of Public Works

Steve Yetman, Assistant City Engineer/Transportation

Date: July 17, 2020

Re: Resolution in support of mini-roundabouts on Goldrock Road

---

Background

Following a joint traffic safety study of the Goldrock Road (NC 48) corridor between the Public Works Department and the NC Department of Transportation (NCDOT), it is recommended that mini-roundabouts be constructed at the intersections of:

- Goldrock Road/Roundtree Drive-Waterloo Drive
- Goldrock Road/Greyson Road-Cunningham Drive

Discussion

A review of the 5-year crash history along Goldrock Road found a pattern of angle crashes at these two intersections, as well as crashes involving speeding along Goldrock Road. The purpose of the mini-roundabouts is to reduce vehicular speeds on Goldrock Road and to reduce angle crashes at these two intersections.

NCDOT intends to pursue federal Highway Safety Improvement Program funds for this project. The City would be responsible for 50% of utility relocation costs, which a preliminary cost estimate indicates the City's share would be $140,000. To improve the chance of receiving funding for this project, NCDOT and the Public Works Department request that City Council approve a resolution in support of the mini-roundabouts at these two intersections. This project should have little or no impact on the right of way(s). Once the project is funded NCDOT will conduct a public involvement process to engage the impacted property owners and area residents.

Attached are the following documents:

1. Request from NCDOT for resolution of support
2. Conceptual drawings
3. Preliminary total cost estimate
4. Preliminary utility cost estimate
5. 5-year crash history
6. Draft resolution

Action(s) Requested

Consideration for City Council to approve the resolution in support of the two mini-roundabouts on Goldrock Road.

Respectfully Submitted,
Brad Kerr
Director | Public Works

STATE OF NORTH CAROLINA
DEPARTMENT OF TRANSPORTATION

ROY COOPER
GOVERNOR

J. ERIC BOYETTE
SECRETARY

DATE: June 4, 2020

TO: Steve Yetman, PE, PTOE
Assistant City Engineer
City of Rocky Mount

FROM: Bailey M. Harden, PE
Regional Traffic Safety Engineer
Transportation Mobility & Safety Division

SUBJECT: Request for Resolution of Support

Mr. Yetman,

NCDOT is proposing to construct mini-roundabouts at two intersections in Rocky Mount:

1. NC 48 (Goldrock Road) at Roundtree Drive/Waterloo Drive
2. NC 48 (Goldrock Road) at Greyson Road/Cunningham Drive

A mini-roundabout is intended to provide the same safety and traffic calming benefits achieved with a standard roundabout, but with a smaller intersection footprint. By design, a mini-roundabout features a smaller radius and traversable islands.

The concept for this project was developed as a result of a joint corridor study effort between yourself and NCDOT staff. A review of the 5-year crash history along Goldrock Road revealed patterns of angle crashes at the two intersections listed above, as well as multiple crashes involving speeding along Goldrock Road. The purpose of the proposed project is to slow vehicular traffic on Goldrock Road and reduce angle crashes at the two intersections.

It is the intent of NCDOT Division 4 to pursue federal Highway Safety Improvement Program funds to complete these improvements. Please note that, as is the case with other NCDOT construction projects within City limits, the City would be responsible for a portion of the cost associated with utility relocation. Please find a preliminary estimate in the attachments.

Because a mini-roundabout would be a novel intersection type in this area, and to bolster the chance of receiving funding for the project, **I respectfully request that the City Council issue a Resolution of Support for the proposed project.**

Mailing Address:
NC DEPARTMENT OF TRANSPORTATION
TRANSPORTATION MOBILITY & SAFETY DIVISION
EASTERN REGION
P.O. BOX 3165
WILSON, NC 27895

Telephone: (252) 640-6584
Fax: (252) 234-6174
Customer Service: 1-877-368-4968

Website: www.ncdot.gov

Location:
490 SOUTHWEST WARD BOULEVARD
WILSON, NC 27893

The following documents are attached for your information and use in considering the project:

- Concept drawings
- Preliminary total cost estimate
- Email from Division 4 Utility Engineer noting preliminary estimate of utility cost to City
- 5-year crash history and collision diagram
- Draft language for the potential resolution

Thank you for your time and consideration of this matter. Please contact me at bharden@ncdot.gov if any additional information is needed.

Sincerely,

Bailey Harden

Bailey Harden, PE

cc: Brad Kerr, Director of Public Works
K. G. Bowen, PE, Division 4 Engineer
N. A. Gainey, PE, Division 4 Project Team Lead
A. H. Brown, PE, Division 4 Traffic Engineer
K. D. Moore, Division 4 Utility Engineer
P. H. Daughtry III, PE, CPM, Eastern Region Field Operations Engineer

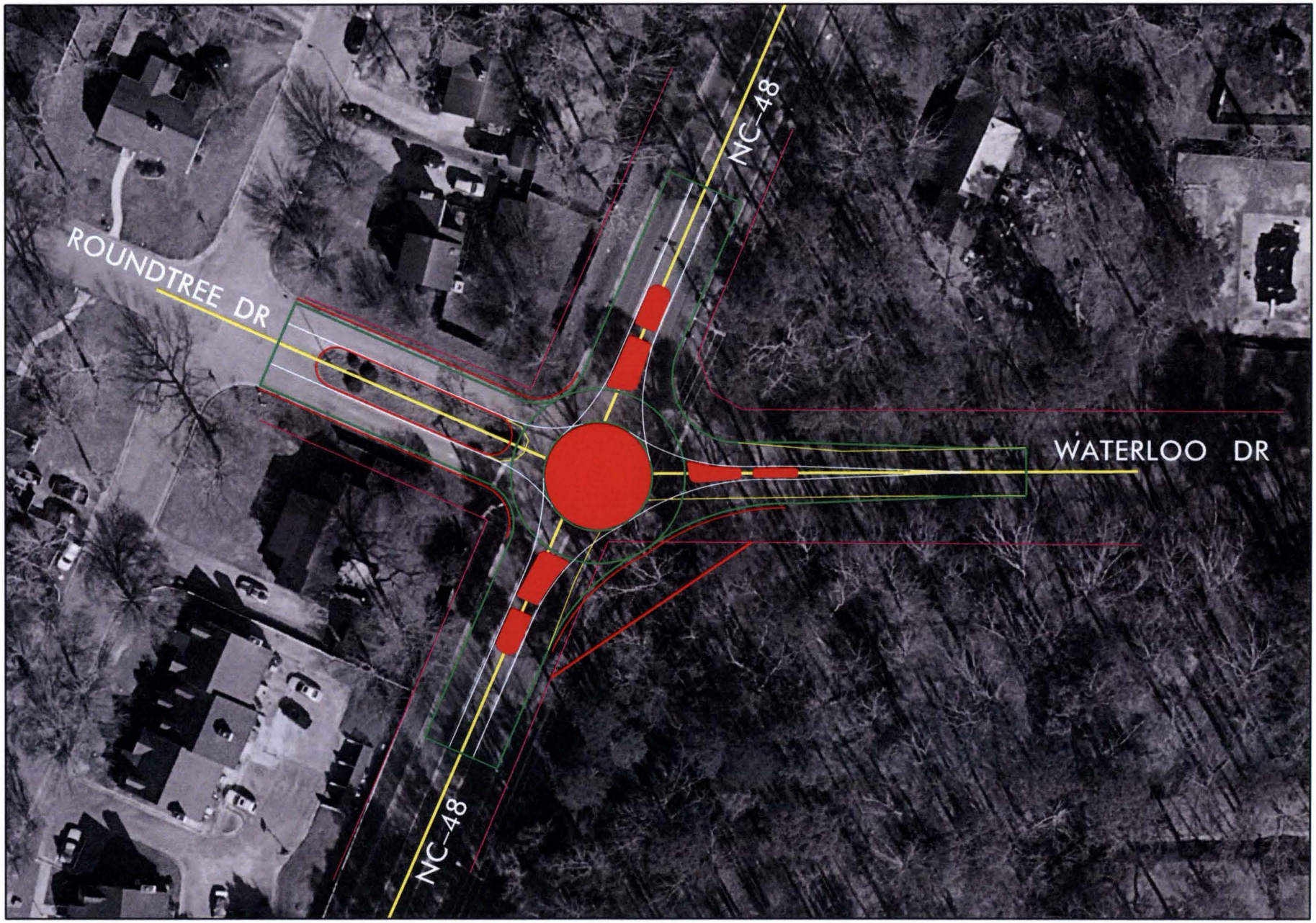
ROUNDTREE DR
NC-48
NC-48
WATERLOO DR


NC 48
GREYSON RD
CUNNINGHAM DR
NC 48

North Carolina Department of Transportation
Preliminary Estimate

TIP No. **FUNC** County: **Nash**
Route NC-48
From
Typical Sectior Mini Roundabouts and intersection closures

TOTAL EST
$1,815,000

Prepared By: Addison Gainey Date 2/28/2020
Requested By: Haywood Daughtry Date 2/13/2020

Line Item	Des	Sec No.	Description	Quantity	Unit	Price	Amount
			CONSTRUCTION SURVEYING	1	LS	$ 30,000.00	$ 30,000.00
			CLEARING & GRUBBING .. ACRE(S)	1	LS	$ 30,000.00	$ 30,000.00
			SUPPLEMENTARY CLEARING & GRUB-BING	1	ACR	$ 2,500.00	$ 2,500.00
			UNCLASSIFIED EXCAVATION	500	CY	$ 30.00	$ 15,000.00
			BORROW EXCAVATION	500	CY	$ 30.00	$ 15,000.00
			SHALLOW UNDERCUT	250	CY	$ 30.00	$ 7,500.00
			CLASS IV SUBGRADE STABILIZATION`	410	TON	$ 40.00	$ 16,400.00
			FINE GRADING	1	LS	$ 35,000.00	$ 35,000.00
			INCIDENTAL STONE BASE	400	TON	$ 40.00	$ 16,000.00
			PAVEMENT REMOVAL	570	SY	$ 10.00	$ 5,700.00
			MILLING ASPHALT PAVEMENT, 1.5"DEPTH	5000	SY	$ 6.00	$ 30,000.00
			ASPHALT CONC BASE COURSE, TYPE B25.0C	200	TON	$ 110.00	$ 22,000.00
			ASPHALT CONC INTERMEDIATE COURSE, TYPE I19.0C	370	TON	$ 105.00	$ 38,850.00
			ASPHALT CONC SURFACE COURSE, TYPE S9.5B	800	TON	$ 90.00	$ 72,000.00
			ASPHALT BINDER FOR PLANT MIX	80	TON	$ 575.00	$ 46,000.00
			5" MONOLITHIC CONCRETE ISLANDS(KEYED IN)	750	SY	$ 75.00	$ 56,250.00
			2'-6" CONC CURB AND GUTTER	750	LF	$ 30.00	$ 22,500.00
			1'-6" CONC CURB AND GUTTER	215	LF	$ 50.00	$ 10,750.00
							$ -
			DRAINAGE	0.2	MI	$ 400,000.00	$ 80,000.00
			PAVEMENT MARKINGS/SIGNS	1	LS	$ 50,000.00	$ 50,000.00
			TRAFFIC CONTROL	1	LS	$ 75,000.00	$ 75,000.00
			EROSION CONTROL	1	ACR	$ 50,000.00	$ 50,000.00
			Misc. & Mob (45% Rdwy)	1	LS		$ 323,550.00

Lgth MI

Contract Cost	$ 1,050,000.00
E. & C. 15%	$ 160,000.00
Construction Cost	**$ 1,210,000.00**
PE Cost	**$ 240,000.00**
Right of Way Cost	**$ 85,000.00**
Utility Cost	**$ 280,000.00**

Harden, Bailey

From: Moore, Kimberly D
Sent: Wednesday, May 20, 2020 4:41 PM
To: Harden, Bailey; Gainey, Norwood A
Cc: Daughtry, Haywood; Brown, Andy H
Subject: RE: NC 48 (Goldrock Road) mini roundabouts (file 04-20-59416)

Bailey-

It looks like we had a preliminary utility cost of $280,00.00. The City would pay 50% of this = $140,000.

This estimate could change depending on the final design and if water and sewer are allowed to stay in place, etc.

Make sure they know this is a preliminary estimate.

Thanks and hope you're doing good-

Kim Moore
Division Utility Engineer
NCDOT DOH - Division 4

252 640 6403 office
kdmoore1@ncdot.gov

509 Ward Blvd.
P.O. Box 3165
Wilson, NC 27895
C.S. No.: 01-53-26

From: Harden, Bailey <bharden@ncdot.gov>
Sent: Wednesday, May 20, 2020 3:28 PM
To: Gainey, Norwood A <nagainey@ncdot.gov>
Cc: Daughtry, Haywood <hdaughtry@ncdot.gov>; Brown, Andy H <ahbrown@ncdot.gov>; Moore, Kimberly D <kdmoore1@ncdot.gov>
Subject: RE: NC 48 (Goldrock Road) mini roundabouts (file 04-20-59416)

NCDOT Safety Project Work Product

Order # 41000059932

Crash Analysis for Reported Crashes on NC 48 (Goldrock Road) from Roundtree Drive / Waterloo Drive to Cunningham Drive / Greyson Road in Nash County

Document Prepared By:

Traffic Safety Unit
Transportation Mobility and Safety Division
North Carolina Department of Transportation

Principal Investigator

Brian G. Murphy, PE
Safety Planning Engineer

SEAL

NORTH CAROLINA PROFESSIONAL SEAL 030531 ENGINEER BRIAN G. MURPHY

5/21/2020
Date

North Carolina Department of Transportation
Traffic Engineering Accident Analysis System
Strip Analysis Report

Study Criteria Summary

County: NASH **City:** All and Rural
Date: 2/1/2015 **to** 1/31/2020 **Study:** 41000059932
Location: Special Limits: NC 48 (Goldrock Road) from Roundtree Dr/Waterloo Dr to SR 1557 (Cunningham Rd/Greyson Rd) with 150FT at the beginning and end of the analysis

Report Details

Acc No	Crash ID	Milepost	Date	Accident Type	Total Damage	Injuries F	Injuries A	Injuries B	Injuries C	Condition R	Condition L	Condition W	Road Ch	Road Ci	Trfc Ctl Dv	Trfc Ctl Op
1	**105980080**	3.378	08/28/2019 18:11	SIDESWIPE, SAME DIRECTION	$ 27000	1	1	1	0	1	1	1	3	0	1	1
Unit	**1 : 2**	**Alchl/Drgs:**	0	**Speed:** 45 MPH	**Dir:** SW	**Veh Mnvr/Ped Actn:**				4			**Obj Strk:**			
Unit	**2 : 4**	**Alchl/Drgs:**	2	**Speed:** 66 MPH	**Dir:** NE	**Veh Mnvr/Ped Actn:**				4			**Obj Strk:**			
Unit	**3 : 1**	**Alchl/Drgs:**	0	**Speed:** 19 MPH	**Dir:** NE	**Veh Mnvr/Ped Actn:**				7			**Obj Strk:**			
2	**104524074**	3.385	10/13/2015 17:55	LEFT TURN, DIFFERENT ROADWAYS	$ 15000	0	0	0	2	1	1	1	1	0	0	
Unit	**1 : 1**	**Alchl/Drgs:**	0	**Speed:** 45 MPH	**Dir:** S	**Veh Mnvr/Ped Actn:**				4			**Obj Strk:**			
Unit	**2 : 1**	**Alchl/Drgs:**	0	**Speed:** 5 MPH	**Dir:** NE	**Veh Mnvr/Ped Actn:**				8			**Obj Strk:**			
3	**104779508**	3.385	07/02/2016 16:40	FIXED OBJECT	$ 3000	0	0	0	0	1	1	1	1	0	0	
Unit	**1 : 1**	**Alchl/Drgs:**	7	**Speed:** 90 MPH	**Dir:** E	**Veh Mnvr/Ped Actn:**				7			**Obj Strk:**		64	
4	**104902274**	3.385	11/03/2016 07:31	ANGLE	$ 2799	0	1	0	0	1	3	1	1	0	1	1
Unit	**1 : 2**	**Alchl/Drgs:**	0	**Speed:** 20 MPH	**Dir:** E	**Veh Mnvr/Ped Actn:**				8			**Obj Strk:**			
Unit	**2 : 1**	**Alchl/Drgs:**	0	**Speed:** 20 MPH	**Dir:** W	**Veh Mnvr/Ped Actn:**				4			**Obj Strk:**			
5	**105239390**	3.385	10/04/2017 15:30	PEDESTRIAN	$ 0	0	0	0	0	1	1	1	2	4	1	1
Unit	**1 : 24**	**Alchl/Drgs:**	0	**Speed:** 0 MPH	**Dir:**	**Veh Mnvr/Ped Actn:**							**Obj Strk:**		14	
Unit	**2 : 2**	**Alchl/Drgs:**	0	**Speed:** 10 MPH	**Dir:** W	**Veh Mnvr/Ped Actn:**				8			**Obj Strk:**		14	
6	**105574071**	3.385	08/17/2018 17:46	LEFT TURN, SAME ROADWAY	$ 18500	0	0	0	1	1	1	1	1	0	0	
Unit	**1 : 2**	**Alchl/Drgs:**	0	**Speed:** 45 MPH	**Dir:** S	**Veh Mnvr/Ped Actn:**				4			**Obj Strk:**			
Unit	**2 : 1**	**Alchl/Drgs:**	0	**Speed:** 20 MPH	**Dir:** W	**Veh Mnvr/Ped Actn:**				8			**Obj Strk:**		61	
7	**105914718**	3.385	07/04/2019 19:03	ANGLE	$ 600	0	0	0	0	2	1	3	1	0	0	
Unit	**1 : 1**	**Alchl/Drgs:**	0	**Speed:** 35 MPH	**Dir:** SE	**Veh Mnvr/Ped Actn:**				4			**Obj Strk:**			
Unit	**2 : 1**	**Alchl/Drgs:**	7	**Speed:** 15 MPH	**Dir:** E	**Veh Mnvr/Ped Actn:**				7			**Obj Strk:**			
8	**104559357**	3.394	11/21/2015 15:39	ANGLE	$ 7000	0	0	0	1	1	1	1	5	0	0	
Unit	**1 : 1**	**Alchl/Drgs:**	0	**Speed:** 15 MPH	**Dir:** W	**Veh Mnvr/Ped Actn:**				7			**Obj Strk:**			

All data presented in this report comes explicitly from the Traffic Engineering Accident Analysis System based upon v criteria provided by the report's creator. The onus is strictly upon the user of this report to exercise due diligence in in and further representing this data.

North Carolina Department of Transportation
Traffic Engineering Accident Analysis System
Strip Analysis Report

Acc No	Crash ID	Milepost	Date	Accident Type	Total Damage	Injuries F	A	B	C	Condition R	L	W	Road Ch	Ci	Trfc Ctl Dv	Op
Unit	**2 : 4**	**Alchl/Drgs:**	0	**Speed:** 45 MPH **Dir:** N		**Veh Mnvr/Ped Actn:**				4			**Obj Strk:**			
9	**104683875**	3.488	03/26/2016 18:22	REAR END, SLOW OR STOP	$ 800	0	0	0	0	1	1	1	1	0	0	
Unit	**1 : 4**	**Alchl/Drgs:**	0	**Speed:** 35 MPH **Dir:** S		**Veh Mnvr/Ped Actn:**				4			**Obj Strk:**			
Unit	**2 : 4**	**Alchl/Drgs:**	0	**Speed:** 35 MPH **Dir:** S		**Veh Mnvr/Ped Actn:**				11			**Obj Strk:**			
10	**105194219**	3.566	08/19/2017 18:09	RAN OFF ROAD - RIGHT	$ 6000	0	0	0	0	1	1	1	5	0	0	
Unit	**1 : 4**	**Alchl/Drgs:**	1	**Speed:** 45 MPH **Dir:** NW		**Veh Mnvr/Ped Actn:**				4			**Obj Strk:**			
11	**104339511**	3.610	04/04/2015 17:11	ANGLE	$ 13000	1	0	6	0	1	1	1	1	0	1	1
Unit	**1 : 5**	**Alchl/Drgs:**	0	**Speed:** 45 MPH **Dir:** NW		**Veh Mnvr/Ped Actn:**				4			**Obj Strk:**			
Unit	**2 : 1**	**Alchl/Drgs:**	0	**Speed:** 5 MPH **Dir:** NE		**Veh Mnvr/Ped Actn:**				8			**Obj Strk:**			
12	**105843709**	3.887	04/25/2019 23:30	RAN OFF ROAD - RIGHT	$ 18000	0	0	1	0	1	4	2	5	0	0	
Unit	**1 : 2**	**Alchl/Drgs:**	0	**Speed:** 55 MPH **Dir:** N		**Veh Mnvr/Ped Actn:**				4			**Obj Strk:**		64	
13	**105705150**	3.908	12/11/2018 10:27	SIDESWIPE, SAME DIRECTION	$ 2400	0	0	0	1	1	1	1	1	0	1	1
Unit	**1 : 17**	**Alchl/Drgs:**	0	**Speed:** 45 MPH **Dir:** SE		**Veh Mnvr/Ped Actn:**				4			**Obj Strk:**			
Unit	**2 : 1**	**Alchl/Drgs:**	0	**Speed:** 35 MPH **Dir:** SE		**Veh Mnvr/Ped Actn:**				8			**Obj Strk:**			
14	**105518833**	3.921	06/13/2018 12:04	SIDESWIPE, SAME DIRECTION	$ 900	0	0	0	0	1	1	1	1	0	0	
Unit	**1 : 1**	**Alchl/Drgs:**	0	**Speed:** 40 MPH **Dir:** N		**Veh Mnvr/Ped Actn:**				4			**Obj Strk:**			
Unit	**2 : 1**	**Alchl/Drgs:**	0	**Speed:** 35 MPH **Dir:** N		**Veh Mnvr/Ped Actn:**				5			**Obj Strk:**			
15	**104604821**	3.925	01/05/2016 10:37	ANGLE	$ 5500	0	0	0	1	1	1	1	1	0	1	1
Unit	**1 : 4**	**Alchl/Drgs:**	0	**Speed:** 45 MPH **Dir:** N		**Veh Mnvr/Ped Actn:**				4			**Obj Strk:**			
Unit	**2 : 10**	**Alchl/Drgs:**	0	**Speed:** 15 MPH **Dir:** E		**Veh Mnvr/Ped Actn:**				4			**Obj Strk:**			
16	**105235069**	3.925	09/29/2017 16:36	ANGLE	$ 1000	0	0	0	0	1	1	2	1	0	1	1
Unit	**1 : 1**	**Alchl/Drgs:**	0	**Speed:** 35 MPH **Dir:** S		**Veh Mnvr/Ped Actn:**				4			**Obj Strk:**			
Unit	**2 : 1**	**Alchl/Drgs:**	0	**Speed:** 5 MPH **Dir:** E		**Veh Mnvr/Ped Actn:**				7			**Obj Strk:**			
17	**105416267**	3.925	03/19/2018 18:09	ANGLE	$ 2000	0	0	0	0	1	1	1	1	0	0	
Unit	**1 : 1**	**Alchl/Drgs:**	0	**Speed:** 5 MPH **Dir:** N		**Veh Mnvr/Ped Actn:**				5			**Obj Strk:**			
Unit	**2 : 1**	**Alchl/Drgs:**	0	**Speed:** 45 MPH **Dir:** N		**Veh Mnvr/Ped Actn:**				4			**Obj Strk:**			

All data presented in this report comes explicitly from the Traffic Engineering Accident Analysis System based upon v criteria provided by the report's creator. The onus is strictly upon the user of this report to exercise due diligence in in and further representing this data.

North Carolina Department of Transportation
Traffic Engineering Accident Analysis System
Strip Analysis Report

Acc No	Crash ID	Milepost	Date	Accident Type	Total Damage	Injuries F	Injuries A	Injuries B	Injuries C	Condition R	Condition L	Condition W	Road Ch	Road Ci	Trfc Ctl Dv	Trfc Ctl Op
18	**105478836**	3.925	05/12/2018 15:58	ANGLE	$ 13000	0	0	0	2	1	1	1	1	0	1	1
Unit	**1 :** 1	**Alchl/Drgs:**	0	**Speed:** 45 MPH	**Dir:** N	**Veh Mnvr/Ped Actn:**				4			**Obj Strk:**			
Unit	**2 :** 4	**Alchl/Drgs:**	0	**Speed:** 12 MPH	**Dir:** E	**Veh Mnvr/Ped Actn:**				4			**Obj Strk:**			
19	**105567163**	3.925	08/08/2018 15:16	ANGLE	$ 5000	0	0	0	3	1	1	1	1	0	1	1
Unit	**1 :** 4	**Alchl/Drgs:**	0	**Speed:** 45 MPH	**Dir:** N	**Veh Mnvr/Ped Actn:**				4			**Obj Strk:**			
Unit	**2 :** 1	**Alchl/Drgs:**	0	**Speed:** 5 MPH	**Dir:** W	**Veh Mnvr/Ped Actn:**				8			**Obj Strk:**			
20	**105814582**	3.925	03/21/2019 19:42	ANGLE	$ 6000	0	0	0	1	1	4	2	1	0	1	1
Unit	**1 :** 4	**Alchl/Drgs:**	0	**Speed:** 35 MPH	**Dir:** S	**Veh Mnvr/Ped Actn:**				4			**Obj Strk:**			
Unit	**2 :** 1	**Alchl/Drgs:**	0	**Speed:** 10 MPH	**Dir:** E	**Veh Mnvr/Ped Actn:**				8			**Obj Strk:**			
21	**105017954**	3.953	02/23/2017 14:11	SIDESWIPE, OPPOSITE DIRECTION	$ 500	0	0	0	0	1	1	1	1	0	0	
Unit	**1 :** 2	**Alchl/Drgs:**	0	**Speed:** 15 MPH	**Dir:** E	**Veh Mnvr/Ped Actn:**				4			**Obj Strk:**			
Unit	**2 :** 2	**Alchl/Drgs:**	0	**Speed:** 30 MPH	**Dir:** W	**Veh Mnvr/Ped Actn:**				4			**Obj Strk:**			

Legend for Report Details:

Acc No - Accident Number
Injuries: F - Fatal, A - Class A, B - Class B, C - Class C
Condition: R - Road Surface, L - Ambient Light, W - Weather
Rd Ch - Road Character
Rd Ci - Roadway Contributing Circumstances
Trfc Ctl - Traffic Control: Dv - Device, Op - Operating
Alchl/Drgs - Alcohol Drugs Suspected
Veh Mnvr/Ped Actn - Vehicle Maneuver/Pedestrian Action
Obj Strk - Object Struck

All data presented in this report comes explicitly from the Traffic Engineering Accident Analysis System based upon v: criteria provided by the report's creator. The onus is strictly upon the user of this report to exercise due diligence in in and further representing this data.

Summary Statistics

High Level Crash Summary

Crash Type	Number of Crashes	Percent of Total
Total Crashes	21	100.00
Fatal Crashes	2	9.52
Non-Fatal Injury Crashes	10	47.62
Total Injury Crashes	12	57.14
Property Damage Only Crashes	9	42.86
Night Crashes	2	9.52
Wet Crashes	1	4.76
Alcohol/Drugs Involvement Crashes	2	9.52

Crash Severity Summary

Crash Type	Number of Crashes	Percent of Total
Total Crashes	21	100.00
Fatal Crashes	2	9.52
Class A Crashes	1	4.76
Class B Crashes	1	4.76
Class C Crashes	8	38.10
Property Damage Only Crashes	9	42.86

Vehicle Exposure Statistics

Annual ADT = 7800

Total Length = 0.596 (Miles) **0.959 (Kilometers)**

Total Vehicle Exposure = 8.49 (MVMT) **13.66 (MVKMT)**

Crash Rate	Crashes Per 100 Million Vehicle Miles	Crashes Per 100 Million Vehicle Kilometers
Total Crash Rate	247.39	153.72
Fatal Crash Rate	23.56	14.64
Non Fatal Crash Rate	117.80	73.20
Night Crash Rate	23.56	14.64
Wet Crash Rate	11.78	7.32
EPDO Rate	3710.81	2305.79

All data presented in this report comes explicitly from the Traffic Engineering Accident Analysis System based upon v
criteria provided by the report's creator. The onus is strictly upon the user of this report to exercise due diligence in in
and further representing this data.

Miscellaneous Statistics

Severity Index =	15.00
EPDO Crash Index =	315.00
Estimated Property Damage Total = $	147999.00

Accident Type Summary

Accident Type	Number of Crashes	Percent of Total
ANGLE	10	47.62
FIXED OBJECT	1	4.76
LEFT TURN, DIFFERENT ROADWAYS	1	4.76
LEFT TURN, SAME ROADWAY	1	4.76
PEDESTRIAN	1	4.76
RAN OFF ROAD - RIGHT	2	9.52
REAR END, SLOW OR STOP	1	4.76
SIDESWIPE, OPPOSITE DIRECTION	1	4.76
SIDESWIPE, SAME DIRECTION	3	14.29

Injury Summary

Injury Type	Number of Injuries	Percent of Total
Fatal Injuries	2	8.33
Class A Injuries	2	8.33
Class B Injuries	8	33.33
Class C Injuries	12	50.00
Total Non-Fatal Injuries	22	91.67
Total Injuries	24	100.00

All data presented in this report comes explicitly from the Traffic Engineering Accident Analysis System based upon v
criteria provided by the report's creator. The onus is strictly upon the user of this report to exercise due diligence in in
and further representing this data.

Monthly Summary

Month	Number of Crashes	Percent of Total
Jan	1	4.76
Feb	1	4.76
Mar	3	14.29
Apr	2	9.52
May	1	4.76
Jun	1	4.76
Jul	2	9.52
Aug	4	19.05
Sep	1	4.76
Oct	2	9.52
Nov	2	9.52
Dec	1	4.76

Daily Summary

Day	Number of Crashes	Percent of Total
Mon	1	4.76
Tue	3	14.29
Wed	4	19.05
Thu	5	23.81
Fri	2	9.52
Sat	6	28.57
Sun	0	0.00

All data presented in this report comes explicitly from the Traffic Engineering Accident Analysis System based upon v
criteria provided by the report's creator. The onus is strictly upon the user of this report to exercise due diligence in in
and further representing this data.

Hourly Summary

Hour	Number of Crashes	Percent of Total
0000-0059	0	0.00
0100-0159	0	0.00
0200-0259	0	0.00
0300-0359	0	0.00
0400-0459	0	0.00
0500-0559	0	0.00
0600-0659	0	0.00
0700-0759	1	4.76
0800-0859	0	0.00
0900-0959	0	0.00
1000-1059	2	9.52
1100-1159	0	0.00
1200-1259	1	4.76
1300-1359	0	0.00
1400-1459	1	4.76
1500-1559	4	19.05
1600-1659	2	9.52
1700-1759	3	14.29
1800-1859	4	19.05
1900-1959	2	9.52
2000-2059	0	0.00
2100-2159	0	0.00
2200-2259	0	0.00
2300-2359	1	4.76

All data presented in this report comes explicitly from the Traffic Engineering Accident Analysis System based upon v
criteria provided by the report's creator. The onus is strictly upon the user of this report to exercise due diligence in in
and further representing this data.

Light and Road Conditions Summary

Condition	Dry	Wet	Other	Total
Day	17	1	0	18
Dark	2	0	0	2
Other	1	0	0	1
Total	20	1	0	21

Object Struck Summary

Object Type	Times Struck	Percent of Total
FENCE OR FENCE POST	1	20.00
OTHER FIXED OBJECT	2	40.00
PEDESTRIAN	2	40.00

Vehicle Type Summary

Vehicle Type	Number Involved	Percent of Total
PASSENGER CAR	20	50.00
PEDESTRIAN	1	2.50
PICKUP	7	17.50
SINGLE UNIT TRUCK (2-AXLE, 6-TIRE)	1	2.50
SPORT UTILITY	9	22.50
TAXICAB	1	2.50
VAN	1	2.50

All data presented in this report comes explicitly from the Traffic Engineering Accident Analysis System based upon va
criteria provided by the report's creator. The onus is strictly upon the user of this report to exercise due diligence in in
and further representing this data.

Yearly Totals Summary

Accident Totals

Year	Total Accidents	Fatal Accidents	Injury Accidents	Property Damage Only Accidents
2015	3	1	2	0
2016	4	0	2	2
2017	4	0	0	4
2018	6	0	4	2
2019	4	1	2	1
2020	0	0	0	0
Total	21	2	10	9

Injury Totals

Year	Fatal Injuries	Class A, B, or C Injuries
2015	1	9
2016	0	2
2017	0	0
2018	0	7
2019	1	4
2020	0	0
Total	2	22

Miscellaneous Totals

Year	Property Damage	EPDO Index
2015	$ 35000	93.60
2016	$ 12099	87.20
2017	$ 7500	4.00
2018	$ 41800	35.60
2019	$ 51600	94.60
2020	$ 0	0.00
Total	$ 147999	315.00

Type of Accident Totals

Year	Left Turn	Right Turn	Rear End	Run Off Road & Fixed Object	Angle	Side Swipe	Other
2015	1	0	0	0	2	0	0
2016	0	0	1	1	2	0	0

All data presented in this report comes explicitly from the Traffic Engineering Accident Analysis System based upon v
criteria provided by the report's creator. The onus is strictly upon the user of this report to exercise due diligence in in
and further representing this data.

North Carolina Department of Transportation
Traffic Engineering Accident Analysis System
Strip Analysis Report

Year	Left Turn	Right Turn	Rear End	Run Off Road & Fixed Object	Angle	Side Swipe	Other
2017	0	0	0	1	1	1	1
2018	1	0	0	0	3	2	0
2019	0	0	0	1	2	1	0
2020	0	0	0	0	0	0	0
Total	2	0	1	3	10	4	1

All data presented in this report comes explicitly from the Traffic Engineering Accident Analysis System based upon v
criteria provided by the report's creator. The onus is strictly upon the user of this report to exercise due diligence in in
and further representing this data.

Strip Diagram

Features	Milepost	Crash IDs
	3.36	
	3.37	
ROUNDTREE | WATERLOO	3.38	105980080 | 104524074 | 104779508 | 104902274 | 105239390 | 105574071 | 105914718
	3.39	104559357
	3.40	
	3.41	
	3.42	
	3.43	
	3.44	
	3.45	
	3.46	
	3.47	
	3.48	
SR 1573 | FOXHALL	3.49	104683875
	3.50	
	3.51	
	3.52	
	3.53	
	3.54	
	3.55	
	3.56	
	3.57	105194219
	3.58	
	3.59	
	3.60	
SHANK	3.61	104339511
	3.62	
	3.63	
	3.64	
SR 1578 | WILKSHIRE	3.65	
	3.66	
	3.67	
	3.68	
	3.69	
	3.70	
	3.71	
	3.72	
	3.73	
	3.74	
	3.75	
	3.76	
	3.77	

All data presented in this report comes explicitly from the Traffic Engineering Accident Analysis System based upon va
criteria provided by the report's creator. The onus is strictly upon the user of this report to exercise due diligence in in
and further representing this data.

Features	Milepost	Crash IDs
	3.78	
	3.79	
	3.80	
	3.81	
	3.82	
	3.83	
	3.84	
	3.85	
	3.86	
	3.87	
	3.88	
	3.89	105843709
	3.90	
	3.91	105705150
SR 1557 | CUNNINGHAM | GRAYSON	3.92	105518833 | 104604821 | 105235069 | 105416267 | 105478836 | 105567163 | 105814582
	3.93	
	3.94	
	3.95	105017954

All data presented in this report comes explicitly from the Traffic Engineering Accident Analysis System based upon va
criteria provided by the report's creator. The onus is strictly upon the user of this report to exercise due diligence in in
and further representing this data.

Order# 41000059932
Nash County
2/1/15 - 1/31/20



Notes:
#1: 3 vehicles involved resulted in fatality with veh not drawn (Traveling south on NC48

#3: Vehicle attempting to turn right onto Waterloo, Ran off Road

#11: resulted in fatality

LEGEND

- MOVING VEHICLE
- PARKED VEHICLE
- PARKING VEHICLE
- MOVABLE OBJECT
- HEAD ON
- REAR END
- RAN OFF ROAD
- DAYLIGHT CRASH
- NIGHT CRASH
- ANGLE
- TURNING
- BACKING
- SIDESWIPE
- NON-SEVERE INJURY
- SEVERE INJURY
- FATALITY
- 9 MPH OR LESS
- 10 MPH TO 19
- 20 MPH TO 29
- 30 MPH TO 39
- 40 MPH TO 49
- 50 MPH TO 59
- 60 MPH TO 69
- 70 AND UP
- SPEED UNKNOWN
- A ANIMAL
- P PEDESTRIAN
- B BICYCLE
- T TRAIN
- DRIVER AT FAULT
- D DRY
- W WET
- I ICY OR SNOWY
- O Other

N

N.C. DEPARTMENT of TRANSPORTATION
DIVISION of HIGHWAYS
TRANSPORTATION MOBILITY and SAFETY DIVISION

TRAFFIC SAFETY UNIT

Date: March 2020	Prepared By: SDF

 Draft

A RESOLUTION SUPPORTING THE INTENT OF THE NORTH CAROLINA DEPARTMENT OF TRANSPORTATION TO CONSTRUCT MINI-ROUNDABOUTS AT TWO INTERSECTIONS IN ROCKY MOUNT, NASH COUNTY

WHEREAS, the locations of the proposed mini-roundabouts are NC 48 (Goldrock Road) at Roundtree Drive/Waterloo Drive and NC 48 (Goldrock Road) at Greyson Road/Cunningham Drive.

WHEREAS, the Rocky Mount City Council is the local governing body representing the above referenced locations.

WHEREAS, NC 48 (Goldrock Road) is owned and maintained by the State of North Carolina.

WHEREAS, the proposed mini-roundabouts shall be designed to connect to future sidewalk along Goldrock Road without any additional reconfiguration.

WHEREAS, the City Council is aware of the need for safe traffic movements for the protection of its citizens and the general public.

NOW, THEREFORE, BE IT RESOLVED by the Rocky Mount City Council that:

1. The Council supports the efforts of the North Carolina Department of Transportation to construct mini-roundabouts at the intersections of NC 48 (Goldrock Road) at Roundtree Drive/Waterloo Drive and NC 48 (Goldrock Road) at Greyson Road/Cunningham Drive to improve traffic safety.

2. A copy of this Resolution shall be forwarded to the North Carolina Department of Transportation.

3. This Resolution shall be in full force and effect from and after its adoption this _____ day of _____, 2020.

Approved by:

_____

[Title]

Reviewed by:

_____

[Title]