ROCKY MOUNT, NC
THE CENTER OF IT ALL

ROCKY MOUNT CITY COUNCIL

COMMITTEE OF THE WHOLE MEETING

MONDAY, DECEMBER 13, 2021

CITY COUNCIL
COMMITTEE OF THE WHOLE

MONDAY, DECEMBER 13, 2021
5:00 PM

AGENDA

1. Team Building and Collaboration	Dorothy Brown-Smith
2. Atlas One Live Demo	Robert Hassell
3. Customer Portal	Will Deaton
4. Purchased Gas Adjustment Discussion	Kenneth Hunter
5. November Crime Stats	Robert Hassell
6. 1st Quarter FY 2022 Revenue & Expenditures	A.B. Bangura

MEMORANDUM

ROCKY MOUNT, NC
THE CENTER OF IT ALL

To: Rochelle D. Small-Toney, City Manager

Cc:

From: Kenneth Hunter, Assistant to the City Manager for Budget & Evaluation

Date: 12/7/2021

Re: Presentation – Team Building and Collaboration Initiative

---

Attached is a presentation to be made by Dorothy Brown Smith during the December 13th Committee of the Whole as an update and overview of the Team Building and Collaboration Initiative with City Council. Please let Dorothy know if you have any questions.

ROCKY MOUNT, NC
THE CENTER OF IT ALL

Team Building and Collaboration Initiative

December 13, 2021

Committee of the Whole Meeting
prepared by Dorothy Brown Smith, Consultant

Key Next Steps (C) from the Retreat held April 7 – 9, 2021

Schedule a Team Development and Collaboration Workshop to improve City Council trust which will enhance team dynamics, effective communication flow, and it will help to ensure the affordable housing process is implemented most strategically, collaboratively, and inclusively within the city and in concert with the relevant stakeholders for project implementation.



Objective

Team Building and Collaboration

- To assess teambuilding and collaboration
- To show attributes that need to be continued and those that need to be improved
- To identify ways to increase team effectiveness and collaboration

Ultimately, the goal was to identify means by which the Mayor and City Council Members can build trust and have inclusive effective cross-cultural dialogue.

Process

- ✓ September 22, 2021 – Customized Confidential 360 Feedback Questionnaire sent to the Target Audience: Mayor, Mayor Pro Tem and Council Members
- ✓ September 29 and October 5, 2021 – Confidential Interviews conducted
- ✓ November 2, 2021 – 4-hour Rapid Improvement Event held

360 Questionnaire Methodology – 5 Point Likert Scale

(+) Positive

Strongly Agree 5	Agree 4	Neutral 3	Disagree 2	Strongly Disagree 1

(-) Negative

Open-ended Questions

Methodology

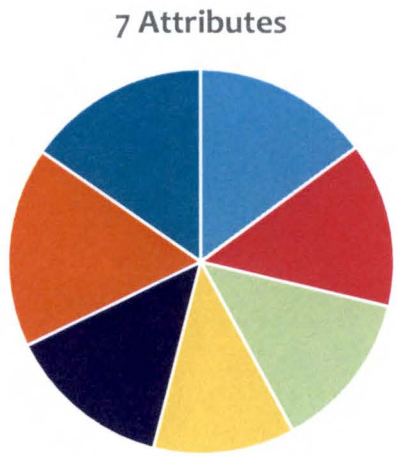

- Purpose and Goals
- Roles
- Rules of Order
- Relationships
- Problem Solving
- Passion and Commitment
- Skills and Learning

Solutions

Attributes	Solution
Purpose and Goals	▪ More Effective Communication of Goals ▪ Generate a Comprehensive Strategic Plan (focus on Vision Statement) – Community Input, Define Goals, Prioritize Objectives, Establish Measurements and Verification Process
Roles	▪ Attend Essentials of Municipal Government offered by UNC School of Government
Rules of Order	▪ Adhere to the Code of the City of Rocky Mount – Rules of Order
Relationships / Team Building	▪ Be intentional and Make Relationship Building a Personal Choice ▪ Remember Who You Serve and for Whom You Speak ▪ Meet Quarterly and ensure Teambuilding and Collaboration is a part of the discussion
Problem Solving	▪ Develop a Process for Problem Solving ▪ Focus on How You Communicate and "Actively" Listen ▪ Clearly define the issue, understand and discuss each others' point of view, discuss solutions and agree on which one(s) to carryout when applicable, and ensure issues are solved by monitoring outcomes
Passion and Commitment	▪ Make Passion and Commitment a Personal Choice ▪ Continue to Support Mayor and Fellow Council Members' City-wide and Ward Events ▪ Continue to Build Upon What is Working
Skills and Learning	▪ Share information about yourself with fellow members, as was done at the RIE… so members will have a clearer picture of each other's skills and learning ▪ Continue to Meet with Mayor and Fellow Council Members Outside of Regularly Scheduled Meetings

Team Building and Collaboration Agreement

We commit individually that, I will:

- Pray for, show respect for, and value the contributions of the Mayor, Mayor Pro Tem and fellow Council members (hereinafter referred to as Council members)
- Be honest and transparent in all my dealings with Council members and the public
- Participate and be on time at all meetings, retreats, events, and causes as necessary to support my fellow Council members whenever possible
- Bring my "best self" to the table any time I convene with my fellow Council members and be open minded, appreciate everyone's contributions, and be constituent focused to ensure actions taken are effective and meetings are productive and conducted efficiently
- Actively listen to Council members, work to understand their opinions and perspectives, and give everyone the opportunity to participate
- Guard my thoughts to avoid negativity when interacting with my fellow Council members
- Not blame, shame, or attack Council members, but offer viewpoints when appropriate
- Reach out to fellow Council members in between meetings to foster healthy relationships, and communicate my goals and objectives to all Council members and support their goals and objectives
- Do what I can to promote and support fellow Council members and newly elected officials
- Hold myself and others accountable for living the spirit of this Agreement

Next Steps

- Adopt the Team Building and Collaboration Agreement
- Update the City Council Vision Statement
- Develop a Timeframe to execute solutions
- Retake the 360 Feedback and Questionnaire in April of 2022 to determine if traction has been made
- Conduct Orientation for newly elected officials (include out-going Council members in the meeting)
- Meet on a quarterly basis to assess and discuss "hot" topics
- Develop a problem-solving process

Thank You

MEMORANDUM

ROCKY MOUNT, NC
THE CENTER OF IT ALL

To: Rochelle D. Small-Toney, City Manager

Cc:

From: Chief Robert Hassell, Police Department

Date: 12/7/2021

Re: Public Safety Smart City App (Atlas One)

Attached is an overview presentation serving as an introduction to a demonstration of our new Public Safety Smart City App during the Committee of the Whole Meeting on December 13th. This application utilizes the Atlas One platform to provide our residents with mobile one-stop access to information provided by our Police and Fire Departments. As a result, we believe this platform will spotlight the City's leadership and innovation in service delivery, increase public support and trust, and achieve resource and cost savings through the more effective delivery of information.

The City's new Public Safety Smart City App is available for download now for Apple and Android devices through either the Apple App Store or Google Play. Simply search "Atlas One" to select and download, then use the location feature to select the feeds for the Rocky Mount Police Department and Fire Department.

ROCKY MOUNT, NC
THE CENTER OF IT ALL

Public Safety Smart City App

ATLASONE

December 2021

Overview

Atlas One will provide Rocky Mount Residents with one-stop-shop access to transparent public safety information and city services

- Spotlighting City leadership & innovation
- Increased public support & trust
- Resource & cost savings

Resident Mobile App

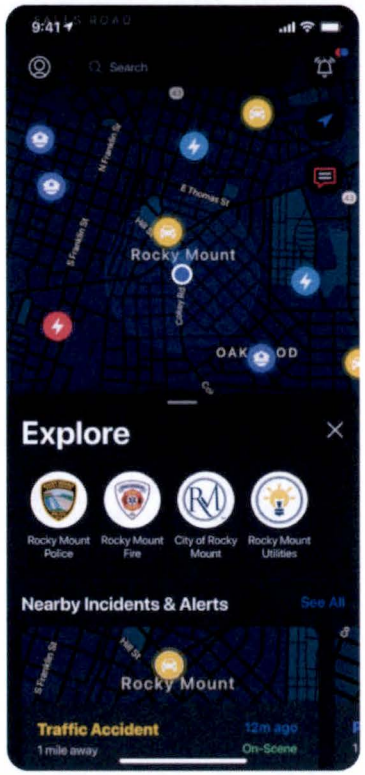

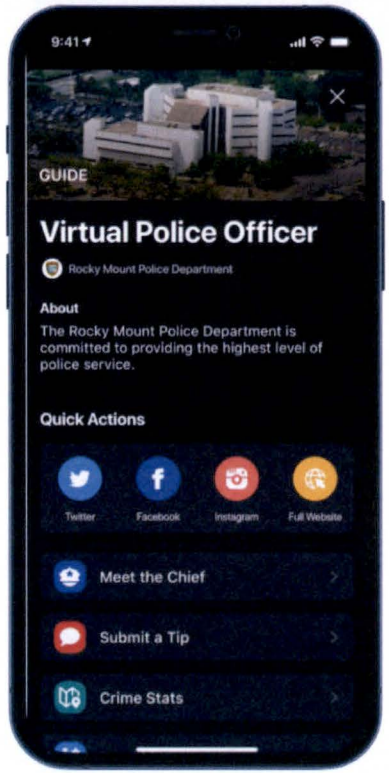

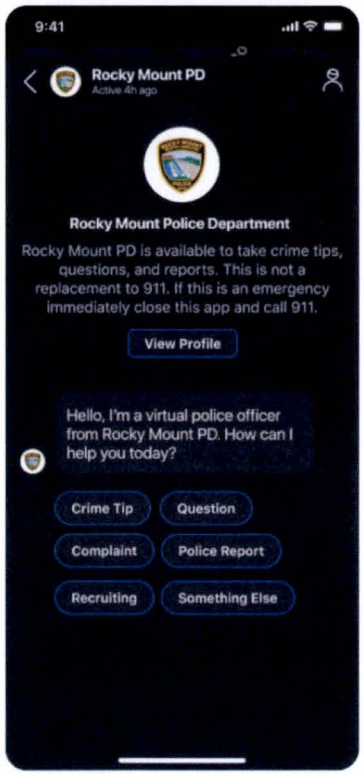

ROCKY MOUNT, NC
THE CENTER OF IT ALL

Admin Web Portal

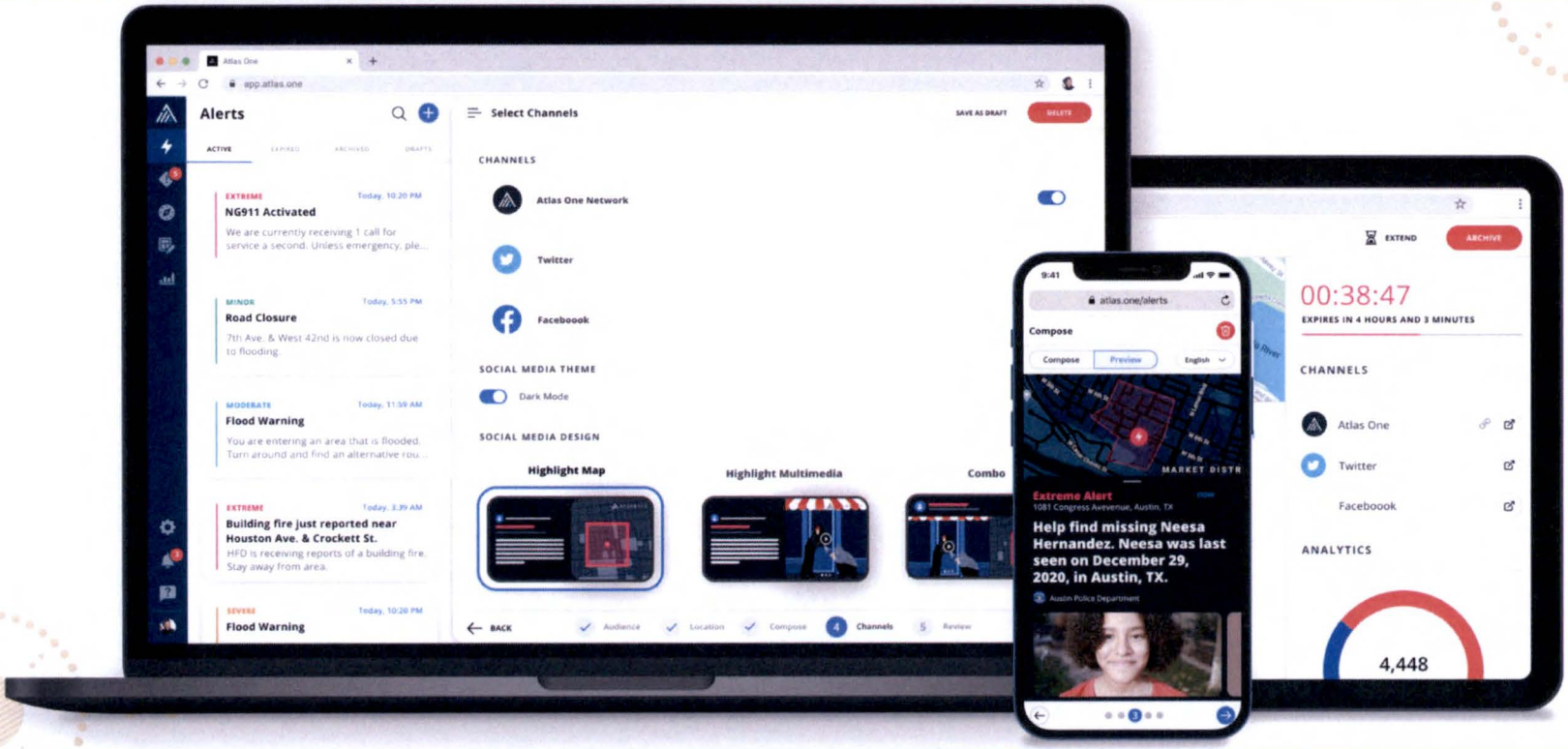

Notifications

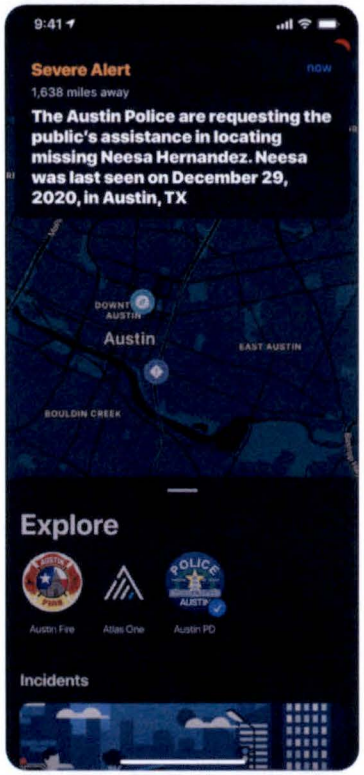





Incident Alerts

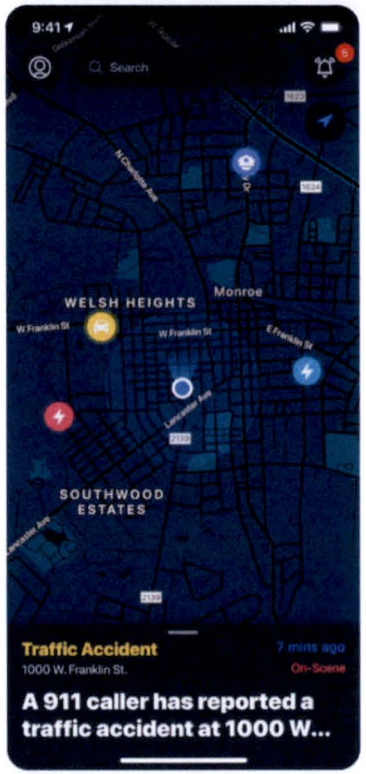

ROCKY MOUNT, NC
THE CENTER OF IT ALL

Two-Way Tipping & Conversations

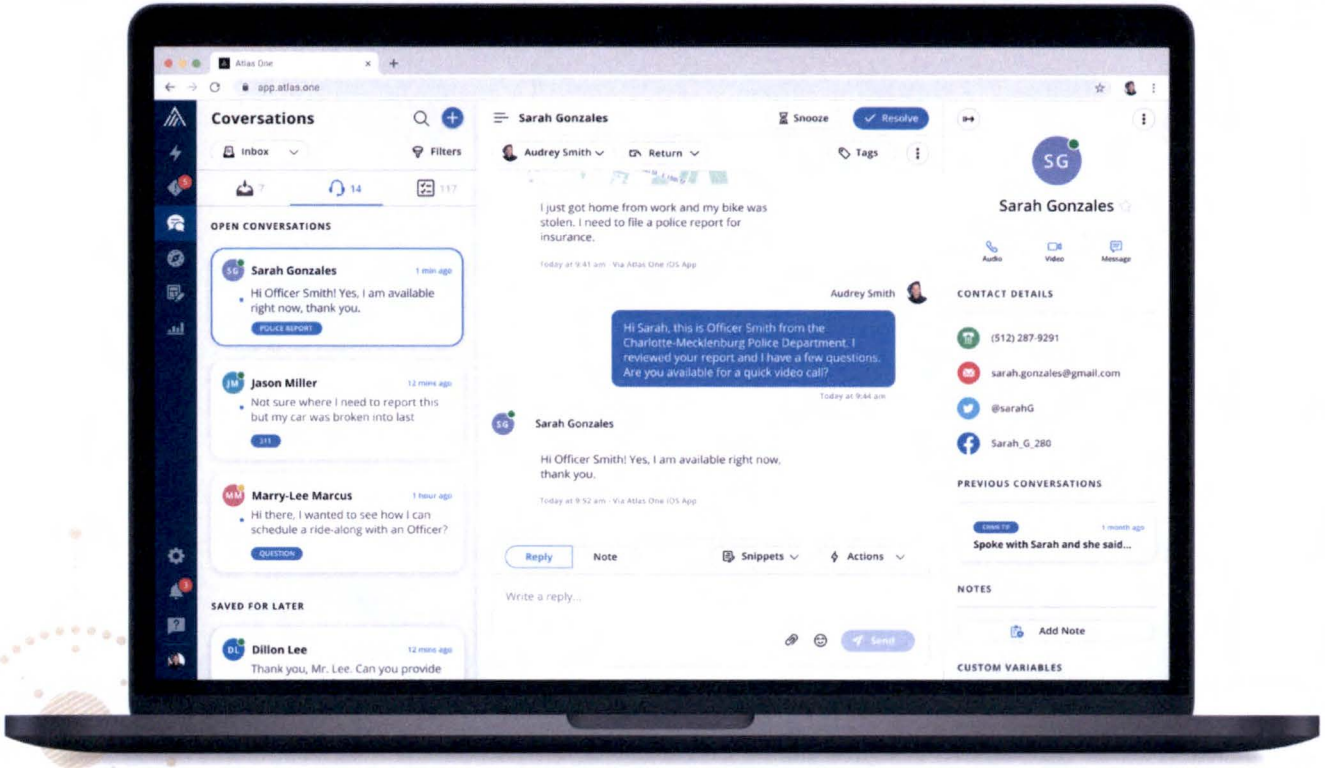

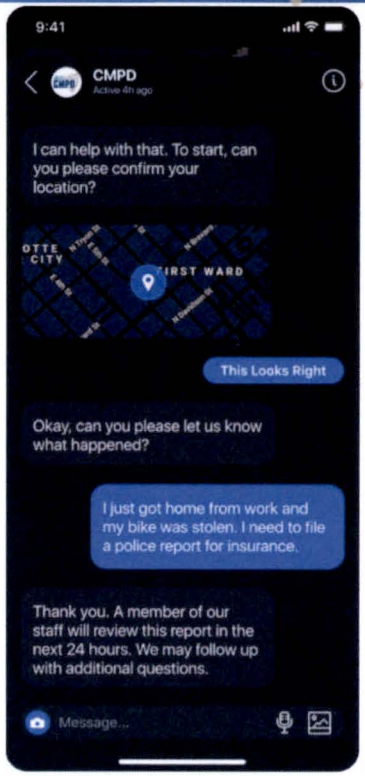

Resource Hub

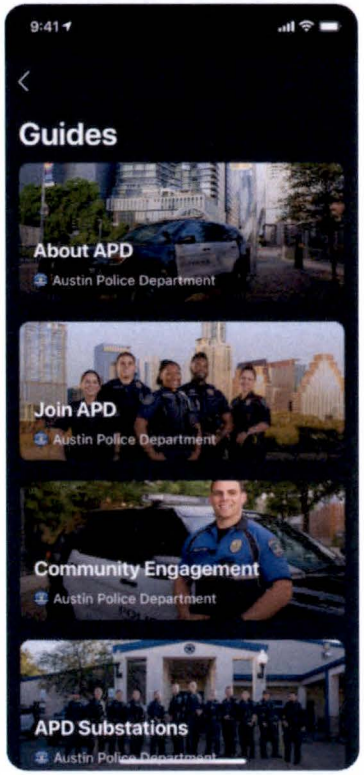

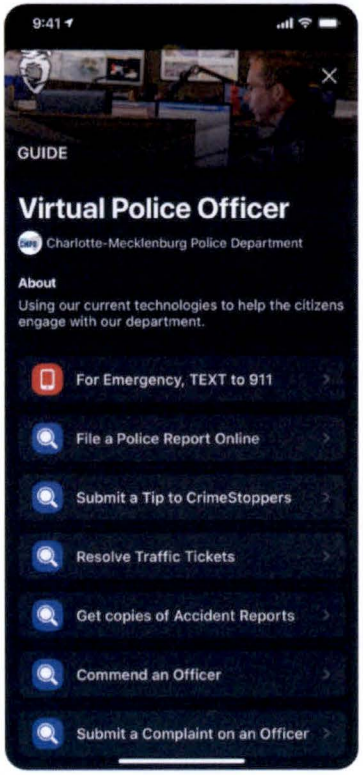

Impelementation

- Currently in Beta Status, Publicly Available
- Available for Download at Google Play and Apple App Store
- Testing & Staff Training to Continue Next 2 Weeks

MEMORANDUM

ROCKY MOUNT
DEVELOPMENT SERVICES
THE CENTER OF IT ALL

To: Rochelle Small-Toney, City Manager

Cc: Elton Daniels, Assistant City Manager

From: William Deaton, Development Services Director

Date: December 13, 2021

Re: Permits and Inspections Customer Portal

The purpose of this memo is to update the Council on additions to the Citizen Self Service program to include the new Permits and Inspections module for Development Services. A demonstration of the product and features will be given during the Committee of the Whole.

Background

Development Services has previously implemented technology improvements to include the Munis Permits and Code Enforcement Field Inspector app as a mobile application to simplify on-site inspection process and documentation, online fillable application forms and utilizes a central email contact devserv@rockymountnc.gov for all inquiries and scheduling requests. To further expand existing technology efforts, Development Services has worked to create the Permit and Inspections portal for which will allow residents and contractors to view online:

- Status of permit application reviews
- Inspection results
- Online permitting
- Upload documents
- Schedule inspections
- Pay fees

Discussion

The live portal will update information as it is entered. With a customer account you will be able to search and view your projects, status and results of any action. Staff has created guides for permitting and inspections processes to assist customers with this new initiative.

Recommendation

Receive presentation and move forward with implemenntation of Permits and Inspections Customer Portal

If you have any questions, concerns or need additional information please let me know.

Respectfully Submitted,
William Deaton
Director | Development Services

MEMORANDUM

ROCKY MOUNT, NC
THE CENTER OF IT ALL

To: Rochelle D. Small-Toney, City Manager

Cc: Chris Beschler, Director of Energy Resources

Bradley Walters, Operations Manager - Gas

From: Kenneth Hunter, Assistant to the City Manager for Budget & Evaluation

Date: 12/7/2021

Re: Request for Implementation of Purchased Gas Adjustment (PGA)

Per rate policies (Administrative Policy X.7.27), the City may implement a Purchased Gas Adjustment (PGA) on a monthly basis to the sale of natural gas as a per therm charge to address "the difference between the estimated and actual cost of natural gas." In recent months, the City has experienced a significant increase in its purchase of natural gas for retail sale to utility customers. While the City has already purchased 75% of its natural gas supply for upcoming winter months, the noticeable increase in spot prices have already impacted us for the first quarter of the fiscal year and could impact us significantly if we experience below-projected temperatures this coming winter.

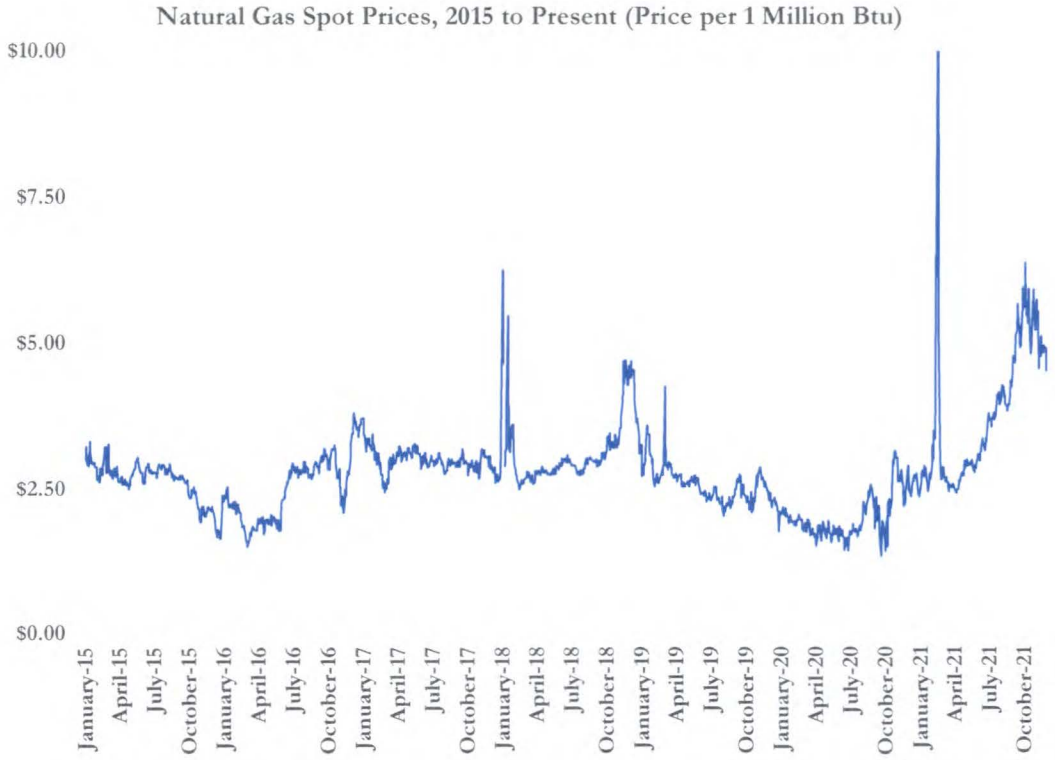

Our revised forecast for the remainder of fiscal year 2022 projects gas purchase costs increasing by $3 million compared to the original budgeted estimate. Revenue recovery of this amount or greater is necessary in order to protect the budgeted operating margin.

The City has not applied a PGA since January 2018 to May 18 ($0.30 per Therm). The Gas Fund also has a rate stabilization reserve of $1.1 million, and unassigned fund balance reserves of $3.4 million over our target set by policy. Our forecasters have calculated the impact of a PGA effective January 2022 to June 2022, creating the following options to recover the impact of current increases in wholesale prices:

PGA/Therm	Revenue Generated	Use of Rate Stabilization	Fund Balance Required
$0.35	$3,000,000	$0	$0
$0.30	$2,500,000	$500,000	$0
$0.25	$2,000,000	$1,000,000	$0
$0.20	$1,500,000	$1,100,000	$400,000
$0.15	$1,100,000	$1,100,000	$800,000
$0.10	$700,000	$1,100,000	$1,200,000
$0.05	$350,000	$1,100,000	$1,550,000
$0.00	$0	$1,100,000	$1,900,000

Recommendation

Staff recommends proceeding with a $0.20 per therm PGA for January 2022 to June 2022 and the appropriation the entire $1.1 million of the rate stabilization fund and $400,000 in additional fund balance. The impact for residential customers will be an increase of $20 per 100 therms used. This approach achieves nearly full recovery of the shortfall creased by the wholesale price increase, while leaving another $550,000 in rate stabilization available if the City experiences further cost increases due to colder winter weather or other factors.

ROCKY MOUNT, NC
THE CENTER OF IT ALL

Implementation of Purchased Gas Adjustment

12/13/2021, Kenneth Hunter, Assistant to the City Manager for Budget & Evaluation

Background

Administrative Policy X.7.27

- The Purchased Gas Adjustment is a monthly adjustment to the per therm charge to all firm nonnegotiable gas rate schedules. The adjustment is made each month by the Director of Energy Resources based on the difference between the estimated and actual cost of natural gas and includes a factor to adjust for abnormally cold or warm winters.
- Established 2005

Primary Purposes

- Recover budgeted net margin (sales – energy costs) lost when cost of gas exceeds forecasts used to set rates
- Reduce net margin to budgeted levels when cost of gas is significantly below forecasts used to set rates

ROCKY MOUNT, NC
THE CENTER OF IT ALL

PGA Utilization History

Only 2 PGA Events Since Current Rates Established in 2015

- February-June 2017
  - $0.20/Therm
  - Transport Costs
- January-May 2018
  - $0.30/Therm
  - Transport Costs
- Strategies changed 2019-Present to mitigate impact of future transport costs

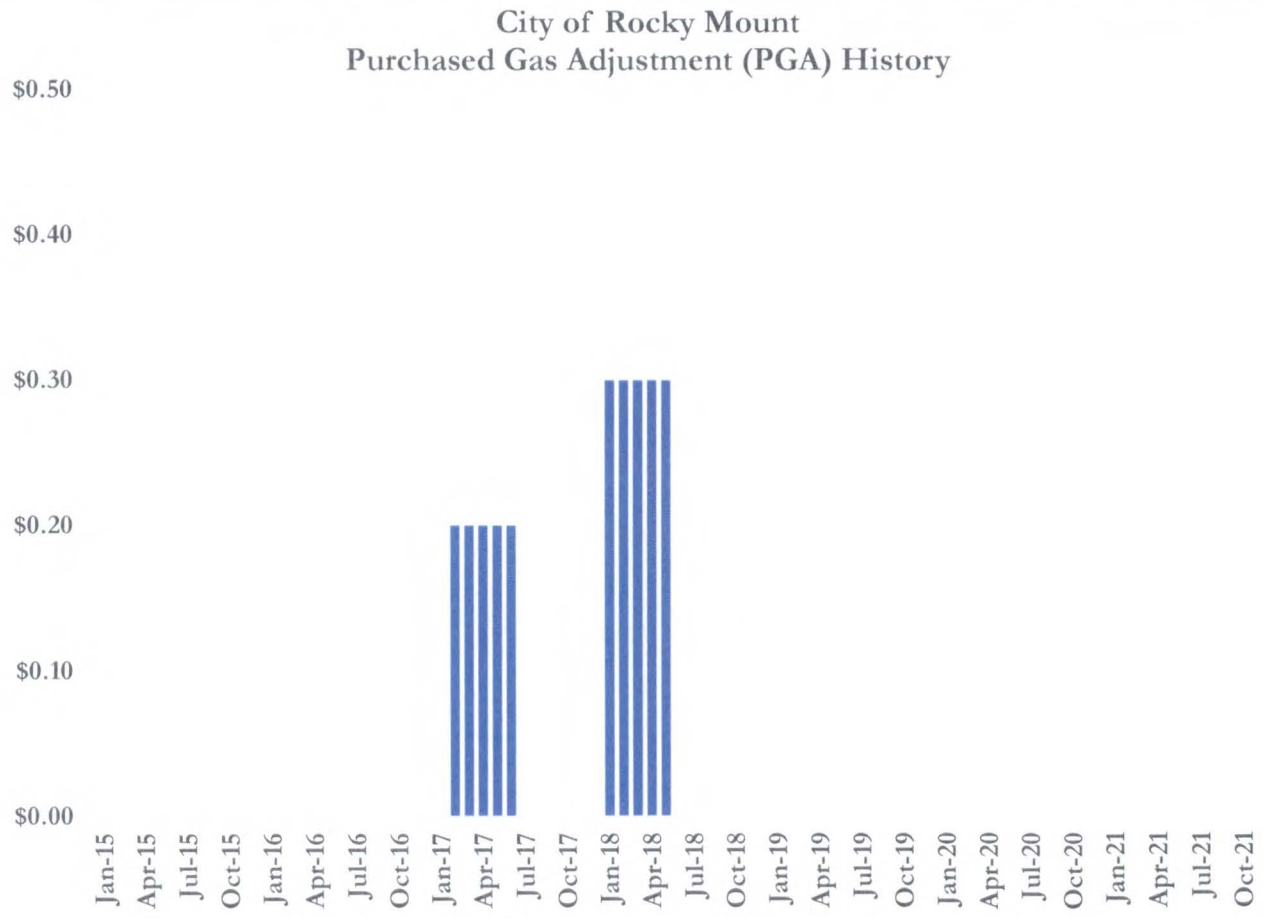

Current Status

Current Prices Double 5-Year Average

- Impacted purchases for fall sales
- Base winter supplies purchased in advance of price increases
- Still susceptible to winter premiums if we have a colder season than average

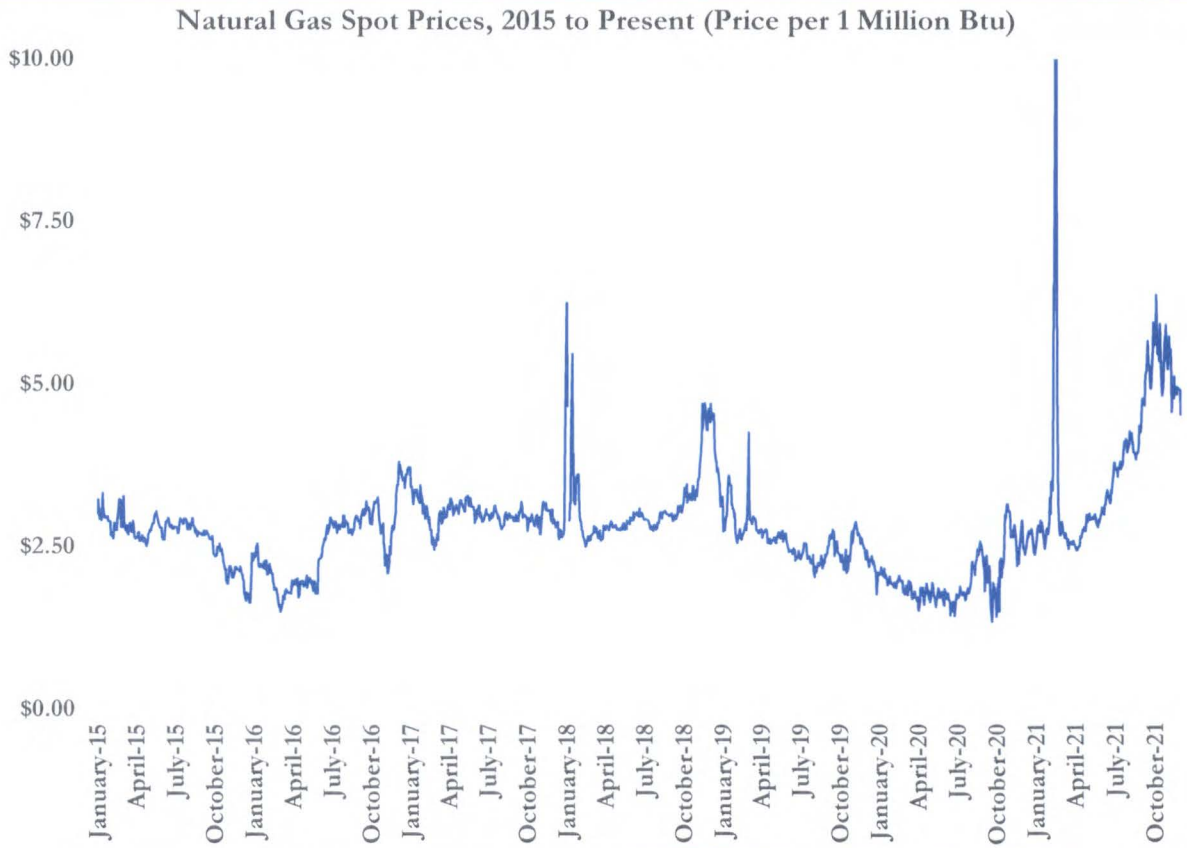

ROCKY MOUNT, NC
THE CENTER OF IT ALL

Impelementation Options

Revised Forecast Projects $3 Million Margin Shortfall without PGA

- $1 Million Available in Rate Stabilization
- $3.4 Million Available in Fund Balance
- PGA would take effect January 1st and be in place until June 30th
- Monitor monthly to determine if it can be ended early

PGA/ Therm	Revenue Generated	Use of Rate Stabilization	Fund Balance Required
$0.35	$3,000,000	$0	$0
$0.30	$2,500,000	$500,000	$0
$0.25	$2,000,000	$1,100,000	$0
$0.20	$1,500,000	$1,100,000	$400,000
$0.15	$1,100,000	$1,100,000	$800,000
$0.10	$700,000	$1,100,000	$1,200,000
$0.05	$350,000	$1,100,000	$1,550,000
$0.00	$0	$1,100,000	$1,900,000

ROCKY MOUNT, NC
THE CENTER OF IT ALL

Proposed Implementation

$0.20/Therm PGA, Effective January 1st

- Utilize Rate Stabilization Fund
- Contribute additional $500,000 from Fund Balance

Energy Assistance Available

- $90,000 in General Fund
- LIHEAP opens in January
- COVID Assistance Available through 2024
  - Local
  - State

Therms/ Month	Current Bill	With PGA	Difference
50	$79.24	$89.24	$10.00
100	$121.83	$141.83	$20.00
150	$164.42	$194.42	$30.00
200	$207.01	$247.01	$40.00
500	$462.56	$562.56	$100.00

MEMORANDUM

ROCKY MOUNT
POLICE
THE CENTER OF IT ALL

To: Rochelle Small-Toney, City Manager

Cc:

From: Robert Hassell, Police Chief

Date: 12/13/2021

Re: Presentation of Crime Statistics

Purpose
The purpose of this memo is to present a summary of the city-wide crime numbers to the Committee of the Whole during the December 13, 2021 meeting.

Discussion
The presentation covers the crime incidents throughout the city currently and compares them to last year during the same time period. The crimes tracked in this presentation are crimes labeled as part 1 crimes in the National Incident Based Reporting System (NIBRS) by the federal government. These crime numbers are tracked by the FBI and shared with the Bureau of Justice Statistics for tracking purposes

The presentation includes investigation outcomes for the violent crimes and the related arrests. It also includes maps depicting the areas of shots fired, incidences of aggravated assault and murder. The presentation also highlights the efforts and successes of the police department to combat the violent crime occurring in the city.

Requested Action
None

Respectfully Submitted,

Robert Hassell
Chief of Police

ROCKY MOUNT
POLICE
THE CENTER OF IT ALL

December 2021 Crime Report

November 2021 Data

December 13, 2021
Robert Hassell, Chief of Police

ROCKY MOUNT
POLICE
THE CENTER OF IT ALL

December 2021 Crime Report

Part 1 Crimes Comparison Chart

The table is a comparison of crime numbers by month and year to date compared to the same time periods last year.

NIBRS Part 1 Comparison

CRIMES	Nov 2020	Nov 2021	+/-	YTD 2020	YTD 2021	+/-
Murder	3	1	-2	13	11	-2
Rape	1	0	-1	11	13	2
Com Robbery	2	1	-1	29	29	0
Ind Robbery	6	5	-1	53	28	-25
Agg Assault	37	31	-6	476	374	-102
Violent	**49**	**38**	**-11**	**582**	**455**	**-127**
Commercial B&E	12	8	-4	70	114	44
Residential B&E	16	12	-4	214	145	-69
Non Residential B&E	7	4	-3	45	35	-10
Larceny	122	79	-43	1001	810	-191
MV Theft	6	8	2	77	77	0
Arson	1	2	1	10	16	6
Property	**164**	**113**	**-51**	**1417**	**1197**	**-220**
****Total****	**213**	**151**	**-62**	**1999**	**1652**	**-347**

Part 1 Crimes Comparison Chart

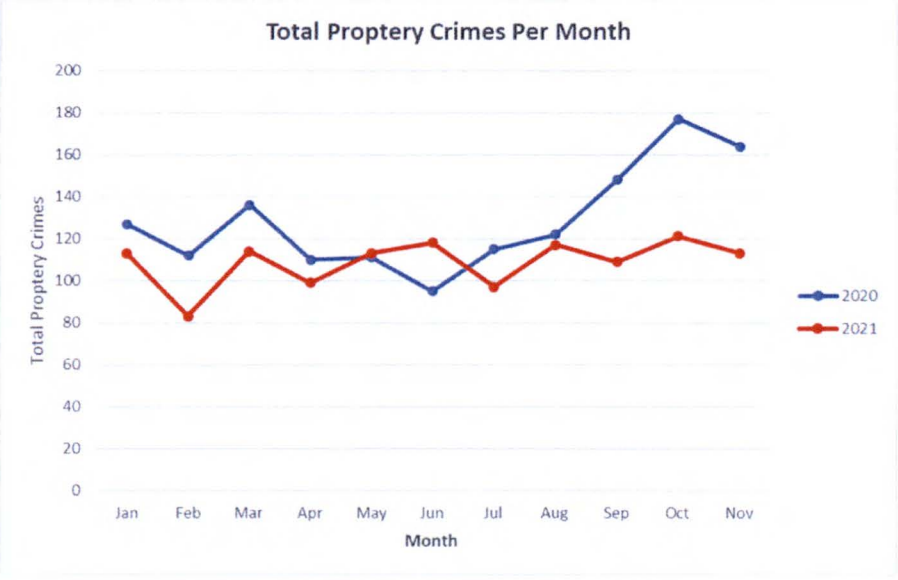

December 2021 Crime Report

Aggravated Assault Cases and Investigations

Aggravated Assault Cases	21
Aggravated Assault Victims	31
Numbers Cases with Multiple victims	5
Aggravated Assault Arrests	5
Aggravated Assault Cases Cleared	8

Case Dispositions

• Cases Cleared by Arrest	5
• Exceptionally Cleared	1
• Incident Cleared	2
• Inactive Cases	5
• Open Cases	8
• **Grand Total of Incidents**	**21**

ROCKY MOUNT
POLICE
THE CENTER OF IT ALL

December 2021 Crime Report

- Murder
- Aggravated Assault
- Shooting Into OCC Build/Veh.

• Victims with Injuries	15
• Victims Without Injuries	17
Grand Total of Victims	**32**

ROCKY MOUNT
POLICE
THE CENTER OF IT ALL

December 2021 Crime Report

Shotspotter & Citizen Calls Throughout the City

• Shots Fired	73
• Shell Casings were Found	27
• Number Shell Casings Found	205
• Number of Firearms Seized	33
• Number of Firearms Seized YTD	388
• Weapon Violation Arrests	6

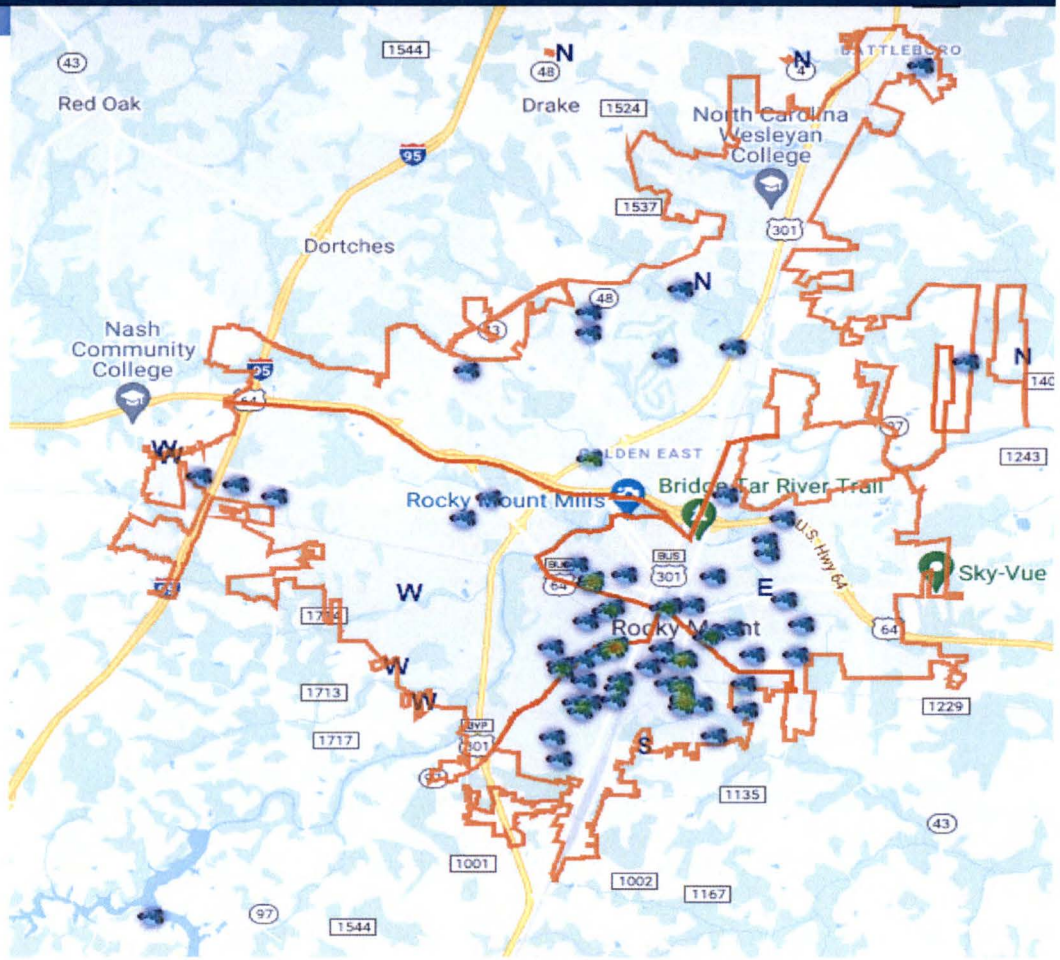

Shots Fired Heard Comparison Chart

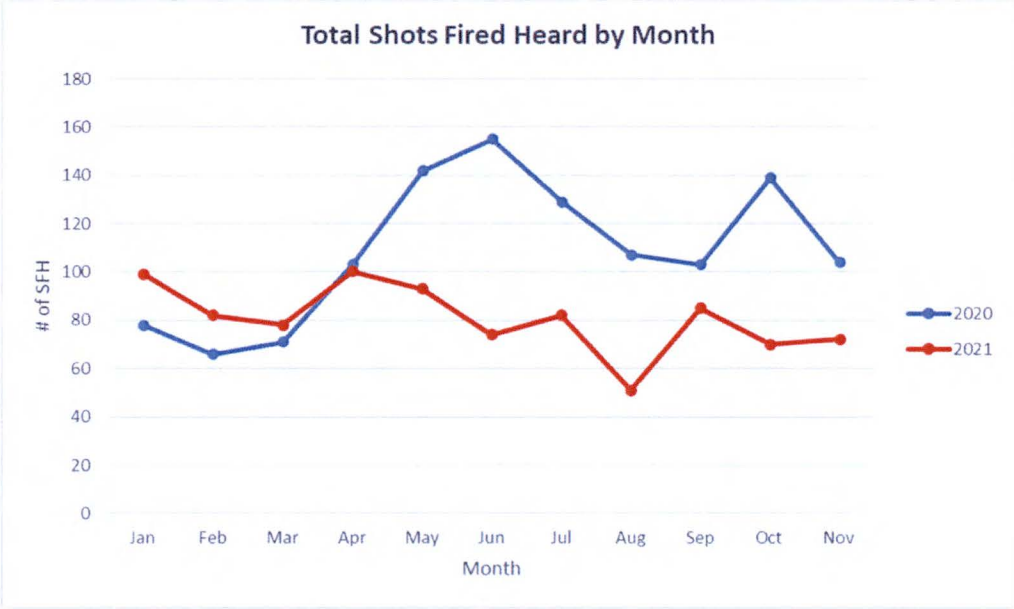

Community Involvement

- ***Police Athletic/Activity League***: Our 13–15-year-old male and female basketball league is well underway with 46 participants.
- ***Veterans Day:*** Our Police Explorers Honored our Veterans by serving them meals at Applebee's Restaurant.
- ***Veteran's Memorial Service:*** Police officers attended the Veteran's memorial service at Jack Laughery Park.
- ***Pack-a-Patrol-Car:*** A partnership between Piggly Wiggly and the Police Department and citizens donated food to the Down East Partnership for Children

MEMORANDUM

ROCKY MOUNT
CITY MANAGER'S OFFICE
THE CENTER OF IT ALL

To: Rochelle Small-Toney, City Manager

From: AB Bangura, Financial Management Consultant

Date: 12/6/2021

Re: Review of First Quarter, FY 2022 Revenues & Expenditures

The attached "Report of Revenues and Expenditures for Government Funds" provides additional information for the City's primary general government and enterprise funds, all of which appear to be in solid condition as of September 30, 2021, the end of the First Quarter of Fiscal Year (FY) 2022.

During the First Quarter of the current FY, General Fund revenues remained stronger than forecasted, for a total of 18.9% greater than for the same period in FY 2021. Ad Valorem Taxes grew by 19.9%, and Local Option Sales Tax grew by 20.2%. Other revenue groups finished the quarter higher than projected, with the exception of Interfund Transfers, which was planned for as part of the current FY budget.

Expenditure activity across all funds remained well-controlled by staff, as we work to ensure the City finishes the current FY with a balanced budget and minimal use of appropriated fund balance. Electric revenues declined compared to last year, while Gas revenues increased. Wholesale natural gas costs also led to an increase in Gas Fund expenditures, while both Electric and Gas also increased their capital outlay in relation to several current projects.

Water revenues increased for the quarter, while Sewer sales decreased due to the lower demand than last year. Stormwater revenues performed as expected, with increased capital expenditure activity expected in the upcoming months of the FY.

ROCKY MOUNT
CITY MANAGER'S OFFICE
THE CENTER OF IT ALL

Report of Revenues and Expenditures of Government Funds

Fiscal Year 2022

Purpose

This report provides summary information on revenue, expenditures, and budget balance for primary City funds, including General Government, Transportation, and Utilities. It is presented to the public and the Mayor and City Council on a quarterly basis to represent recent financial activity and the current status of the City's financial condition.

Source of Information

Information in this report is summarized from the General Ledger of the City, as entered in our financial management system.

Timeframe

This report includes information for specific funds budgeted in Fiscal Year 2022.

Guide to Reading Report Information

Description
Revenue or expenditure

Summary Statement
Brief description of fund performance.

R venues and Expenditures

	FY 2022 Amended Budget	YTD Actual	YTD %Dif to YTD FY 2021	YTD% of Budget	3-Year Avg. YTD%	Comparison of Performance 3-Year Average % End of Year Actual (Blue) to FY 2022 % of Budget (Purple)
General Fun mmary						
First Quarter r nues exceeded their budgeted forecast for the period, continuing last year's trends. Expenditures reflect normal operating activity for a First Quarter of the fiscal year. eneral Fund finished the First Quarter with an operating ratio (revenues/expenditures) of 0.979, significantly higher than the average of performance for the past 3 years 0.775).						
Revenues						
Ad Valorem	28,626,000	5,010,963	19.9%	17.5%	13.7%	
Intergovernmental	8,358,200	1,926,309	22.5%	23.0%	18.0%	
Sales Tax	15,400,000	1,8 0,680	20. %	12.3%	10.5%	
Licenses & Permits	1,566,790	321,209	1 %	20 5%	16.7%	
Sales & Services	11,199,240	2,309,714	%%	2 5%	23.2%	
Investments	295,520	214,236	0%	5%	2 2%	
Miscellaneous	690,600	191,705	.7%	8%	1 %	
Transfers	3		%	0%	1 %	
L	7			0%		
F	7			0%		
T	84,			9%		

Budget Portion
Share of budget represented by line.

FY 2022 Amended Budget
Final amended budget total for line.

YTD
Actual FY 2022 Year to Date amount for line.

YTD %Dif to YTD FY 2021
1-Year % DIfference in YTD Amounts.

YTD% of Budget
Actual FY 2022 Year to Date amount for line as percentage of Amended Budget.

3-Year Avg. YTD%
Year to Date of budget percentagefor similar period averaged for last 3 fiscal years (FY 2019 to FY 2021).

Comparison of Performance
Graphic representation of FY 2022 Year to Date performance (bottom, purple horizontal bar) in relation to performance of 3 prior years (top, light blue horizontal bar) and 100% of budgeted amount (red vertical line).

Prepared By

AB Bangura
AB.Bangura@rockymountnc.gov
(252) 972-1201

Available online at
www.rockymountnc.gov/budget

Report on General Fund Revenues and Expenditures

	FY 2022 Amended Budget	YTD Actual	YTD %Dif to YTD FY 2021	YTD% of Budget	3-Year Avg. YTD%
General Fund Summary					
First Quarter revenues exceeded their budgeted forecast for the period, continuing last year's trends. Expenditures reflect normal operating activity for a First Quarter of the fiscal year. General Fund finished the First Quarter with an operating ratio (revenues/expenditures) of 0.979, significantly higher than the average of performance for the past 3 years (0.775).					
Revenues					
Ad Valorem	28,626,000	5,010,963	19.9%	17.5%	13.7%
Intergovernmental	8,358,200	1,926,309	22.5%	23.0%	18.0%
Sales Tax	15,400,000	1,890,680	20.2%	12.3%	10.5%
Licenses & Permits	1,566,790	321,209	16.2%	20.5%	16.7%
Sales & Services	11,199,240	2,309,714	11.8%	20.6%	23.2%
Investments	295,520	214,236	269.0%	72.5%	20.2%
Miscellaneous	690,600	191,705	122.7%	27.8%	18.9%
Transfers	3,100,000	712,500	-6.6%	23.0%	18.5%
Lease Proceeds	7,498,000	-	N/A	0.0%	0.0%
Fund Balance Appropriated	7,460,242	-	N/A	0.0%	0.0%
Total Revenue	**84,194,592**	**12,577,316**	**18.9%**	**14.9%**	**15.2%**
Expenditures by Department					
Mayor & City Council	1,358,560	264,152	-94.1%	19.4%	0.1%
City Clerk	175,490	31,218	9.0%	17.8%	21.8%
City Manager	2,105,686	79,652	-72.2%	3.8%	21.4%
Human Resources	1,517,662	157,745	266.4%	10.4%	11.1%
Human Relations	448,230	59,503	-30.3%	13.3%	20.8%
Finance, Technology Services, Business & Collections Services	5,938,631	143,241	-88.5%	2.4%	65.4%
Police	18,410,038	3,664,884	-6.9%	19.9%	22.8%
Fire	16,888,976	2,792,060	3.0%	16.5%	21.7%
Public Works	14,312,260	2,001,856	10.7%	14.0%	19.8%
Parks & Recreation	12,097,007	2,293,023	27.1%	19.0%	24.2%
Development Services	2,830,800	586,194	2.8%	20.7%	22.1%
Event Center	6,144,610	486,229	14.6%	7.9%	N/A
Community & Business Dev.	1,966,642	293,227	171.1%	14.9%	14.2%
Total Expenditures	**84,194,592**	**12,852,986**	**-0.1%**	**15.3%**	**20.5%**
Balance - Revenues Over/(Under) Expenditures		*(275,670)*			
Expenditures by Category					
Salaries & Wages	39,404,335	8,211,788	1.6%	20.8%	22.2%
Employee Benefits	14,486,225	3,219,600	7.5%	22.2%	22.8%
Professional Services	1,523,064	218,053	-42.8%	14.3%	20.1%
Operating Costs	6,810,841	740,231	-417.3%	10.9%	27.8%
Debt Service	3,903,031	145,928	-15.9%	3.7%	14.4%
Capital Equipment	16,936,327	317,386	-40.6%	1.9%	14.7%
Transfers	468,270	-	N/A	0.0%	0.0%
Other	662,500	-	-100.0%	0.0%	25.1%
Total Expenditures	**84,194,592**	**12,852,986**	**-0.1%**	**15.3%**	**20.5%**

Comparison of Performance
3-Year Average %
End of Year Actual (Blue) to
FY 2022 % of Budget (Purple)

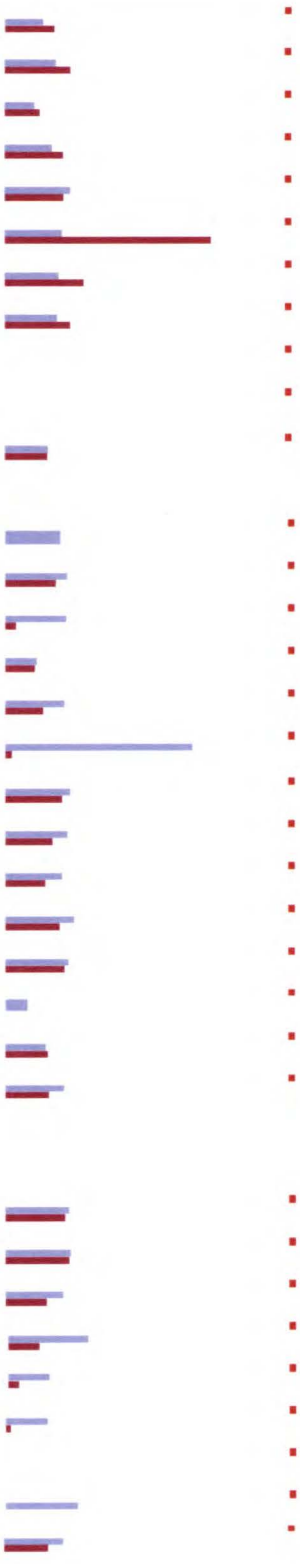

Report on Powell Bill and Public Utility Funds

Powell Bill Fund

Summary

FY 2022 Powell Bill Allocation is confirmed to be 1.1% below FY 2021 and 13.6% lower than originally projected.

	FY 2022 Amended Budget	YTD Actual	YTD %Dif to YTD FY 2021	YTD% of Budget	3-Year Avg. YTD%
Powell Bill Allocation	1,650,000	713,032	284.2%	43.2%	N/A
Other Revenue	774,000	45,531	2778.7%	5.9%	N/A
Fund Balance Appropriated	792,244	-	N/A	0.0%	0.0%
Total Revenues	**3,216,244**	**758,563**	**305.3%**	**23.6%**	**23.0%**
Total Expenditures	**3,216,244**	**226,481**	**2.2%**	**7.0%**	**8.1%**
Balance - Revenues Over Expenditures		*532,083*			

Electric Fund

Summary

Utility Sales performed 3.1% lower than last year, while expenditures reflect anticipated increases in capital project activity.

	FY 2022 Amended Budget	YTD Actual	YTD %Dif to YTD FY 2021	YTD% of Budget	3-Year Avg. YTD%
Utility Sales	75,750,000	20,949,194	-3.1%	27.7%	12.9%
Other Revenue	2,640,000	774,953	453.7%	29.4%	12.6%
Fund Balance Appropriated	7,523,620	-	N/A	0.0%	0.0%
Total Revenues	**85,913,620**	**21,724,147**	**-0.1%**	**25.3%**	**28.4%**
Energy Purchase	52,550,000	10,496,734	-1.0%	20.0%	20.3%
Operating	18,452,796	3,373,877	-1.9%	18.3%	23.0%
Non-Operating	5,428,650	1,184,703	-8.4%	21.8%	24.6%
Capital	9,482,174	3,556,967	360.2%	37.5%	20.2%
Total Expenditures	**85,913,620**	**18,612,281**	**15.6%**	**21.7%**	**21.1%**
Balance - Revenues Over Expenditures		*3,111,866*			

Gas Fund

Summary

Sales are greater to last year, with expenditures influenced significantly by increased wholesale energy costs and additional capital project activity.

	FY 2022 Amended Budget	YTD Actual	YTD %Dif to YTD FY 2021	YTD% of Budget	3-Year Avg. YTD%
Utility Sales	21,950,000	2,345,400	1.5%	10.7%	16.1%
Other Revenue	492,500	73,303	-0.3%	14.9%	14.9%
Fund Balance Appropriated	2,838,935	-	N/A	0.0%	0.0%
Total Revenues	**25,281,435**	**2,418,704**	**1.5%**	**9.6%**	**11.3%**
Energy Purchase	11,017,790	1,063,765	30.7%	9.7%	8.6%
Operating	10,780,793	2,479,223	12.3%	23.0%	23.7%
Non-Operating	948,550	170,043	N/A	17.9%	23.9%
Capital	2,534,302	300,890	529.8%	11.9%	10.2%
Total Expenditures	**25,281,435**	**4,013,921**	**21.2%**	**15.9%**	**15.7%**
Balance - Revenues Over Expenditures		*(1,595,218)*			

Comparison of Performance
3-Year Average %
End of Year Actual (Blue) to
FY 2022 % of Budget (Purple)

Report on Water Resources and Stormwater Management Funds

Water Fund

Summary

Sales are 3% greater than last year for the first quarter, with expenditures minimized during the same time period.

	FY 2022 Amended Budget	YTD Actual	YTD %Dif to YTD FY 2021	YTD% of Budget	3-Year Avg. YTD%
Utility Sales	11,055,000	3,040,490	3.1%	27.5%	27.6%
Other Revenue	785,000	157,966	-12.8%	20.1%	30.4%
Fund Balance Appropriated	1,414,794	-	N/A	0.0%	0.0%
Total Revenues	**13,254,794**	**3,198,456**	**2.2%**	**24.1%**	**26.6%**
Operating	9,939,387	2,043,857	8.6%	20.6%	24.8%
Non-Operating	388,560	43,468	-82.4%	11.2%	23.4%
Capital	2,926,847	55,230	-74.8%	1.9%	27.2%
Total Expenditures	**13,254,794**	**2,142,555**	**-8.8%**	**16.2%**	**21.8%**
Balance - Revenues Over Expenditures		***1,055,901***			

Sewer Fund

Summary

Sales decreased compared to last year due to higher-than-normal demand last summer. Expenditures were limited during the First Quarter as well.

	FY 2022 Amended Budget	YTD Actual	YTD %Dif to YTD FY 2021	YTD% of Budget	3-Year Avg. YTD%
Utility Sales	14,490,000	3,295,672	-9.6%	22.7%	25.1%
Other Revenue	1,808,000	153,858	-63.9%	8.5%	18.5%
Fund Balance Appropriated	1,913,463	-	N/A	0.0%	0.0%
Total Revenues	**18,211,463**	**3,449,530**	**-15.2%**	**18.9%**	**24.2%**
Operating	13,207,136	3,107,364	0.8%	23.5%	23.7%
Non-Operating	1,474,190	189,127	-4.0%	12.8%	17.2%
Capital	3,530,137	41,217	-95.5%	1.2%	23.3%
Total Expenditures	**18,211,463**	**3,337,707**	**-20.5%**	**18.3%**	**23.6%**
Balance - Revenues Over Expenditures		***111,823***			

Stormwater Fund

Summary

Revenue are in line with budgeted projections. Capital activity has increased and is exepcted to accelerate in the remainder of the fiscal year.

	FY 2022 Amended Budget	YTD Actual	YTD %Dif to YTD FY 2021	YTD% of Budget	3-Year Avg. YTD%
Utility Sales	4,150,000	1,026,876	-0.2%	24.7%	25.6%
Other Revenue	765,000	78,878	-1.0%	10.3%	58.9%
Fund Balance Appropriated	885,890	-	N/A	0.0%	0.0%
Total Revenues	**5,800,890**	**1,105,753**	**-0.2%**	**19.1%**	**24.8%**
Operating	3,905,360	743,877	10.7%	19.0%	22.5%
Non-Operating	197,340	38,906	-36.3%	19.7%	27.0%
Capital	1,698,190	130,647	N/A	7.7%	18.1%
Total Expenditures	**5,800,890**	**913,431**	**24.6%**	**15.7%**	**21.8%**
Balance - Revenues Over Expenditures		***192,323***			

Comparison of Performance
3-Year Average %
End of Year Actual (Blue) to
FY 2022 % of Budget (Purple)

ROCKY MOUNT, NC
THE CENTER OF IT ALL

Review of Revenues & Expenditures

1st Quarter FY 2022

December 2021

Update

General Fund

- Revenues continue to exceed forecasts in multiple sources
- Ad Valorem Tax receipts reflect strong housing market, collections
- Local Option Sales Tax continues to grow
- Expenditures carefully managed

ROCKY MOUNT, NC
THE CENTER OF IT ALL

Ad Valorem Taxes

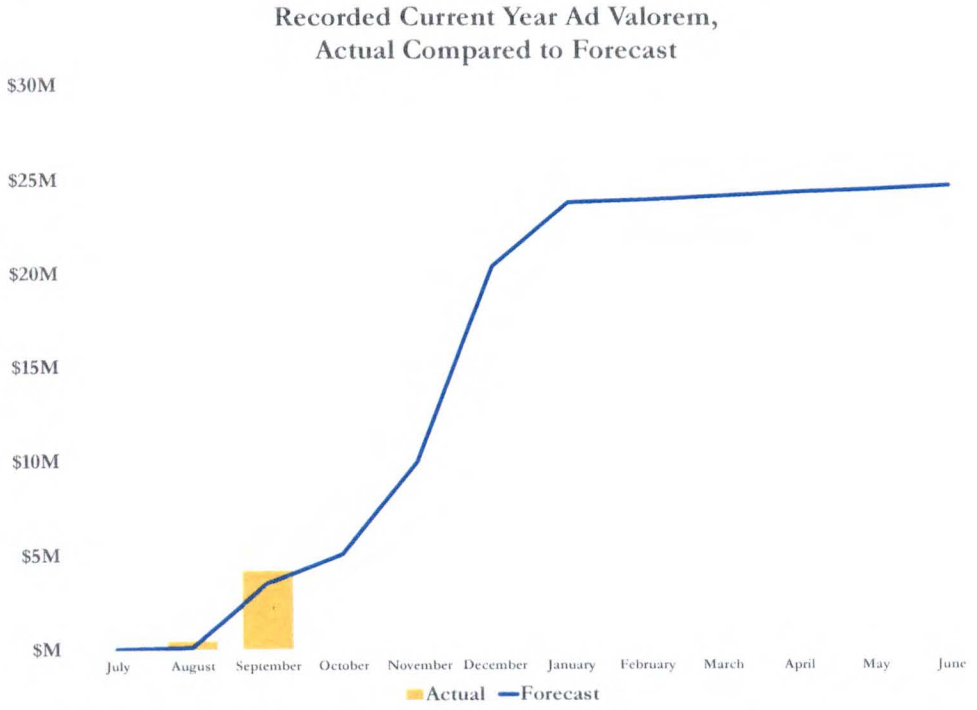

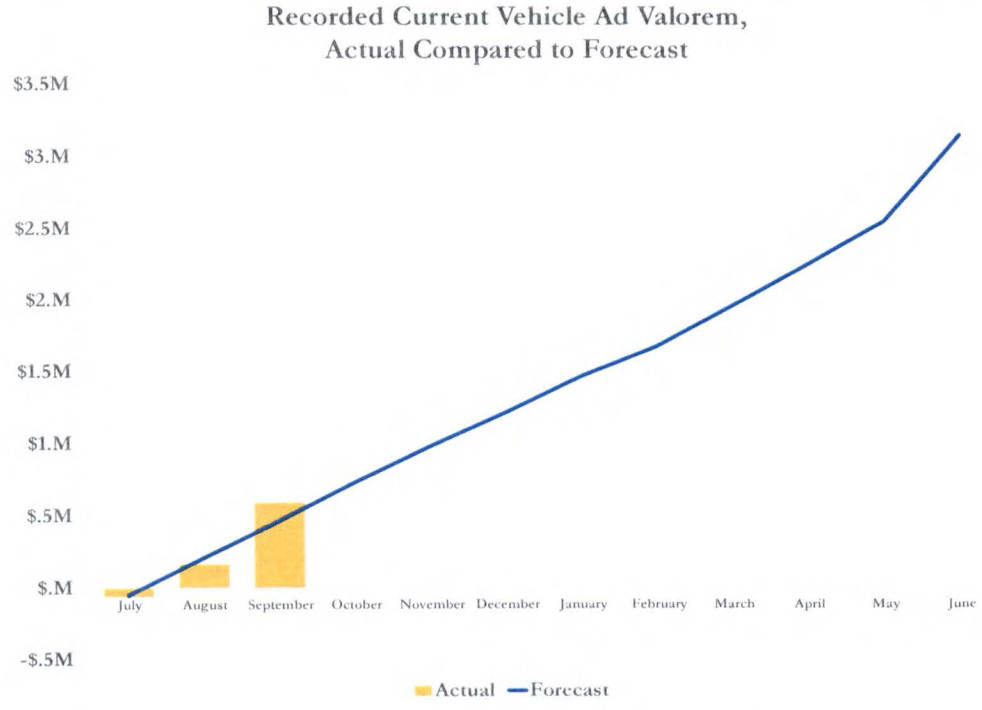

ROCKY MOUNT, NC
THE CENTER OF IT ALL

Local Option Sales Tax

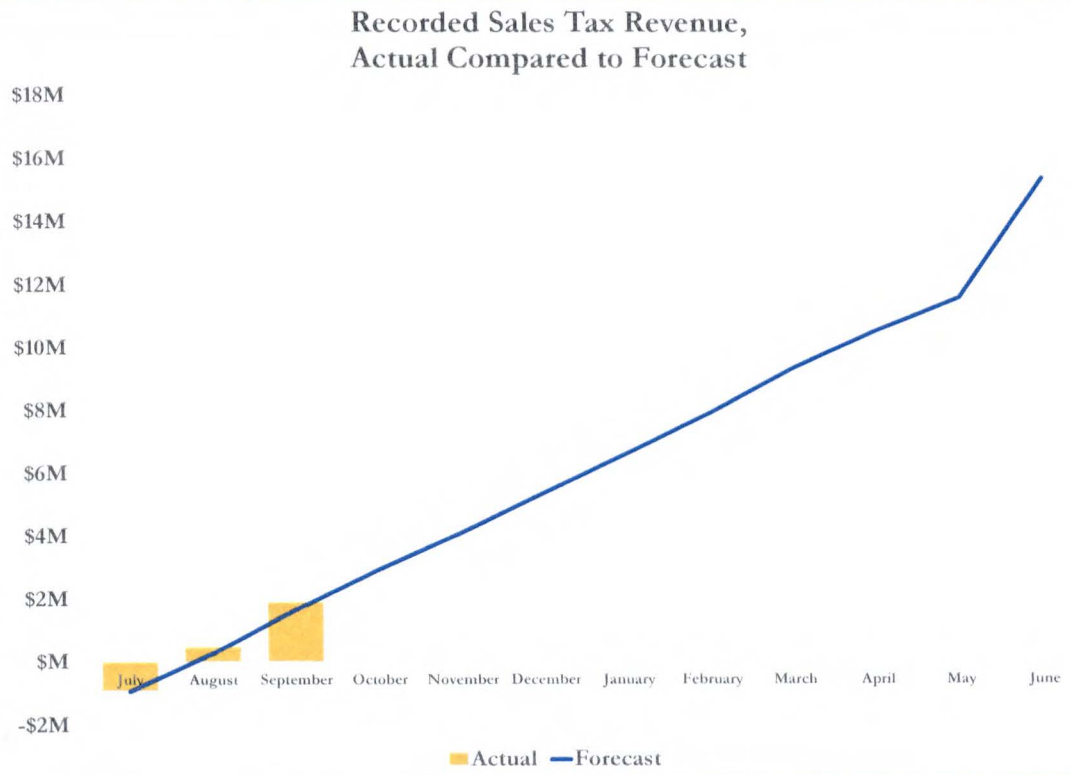

ROCKY MOUNT, NC
THE CENTER OF IT ALL

General Fund Operating Ratio

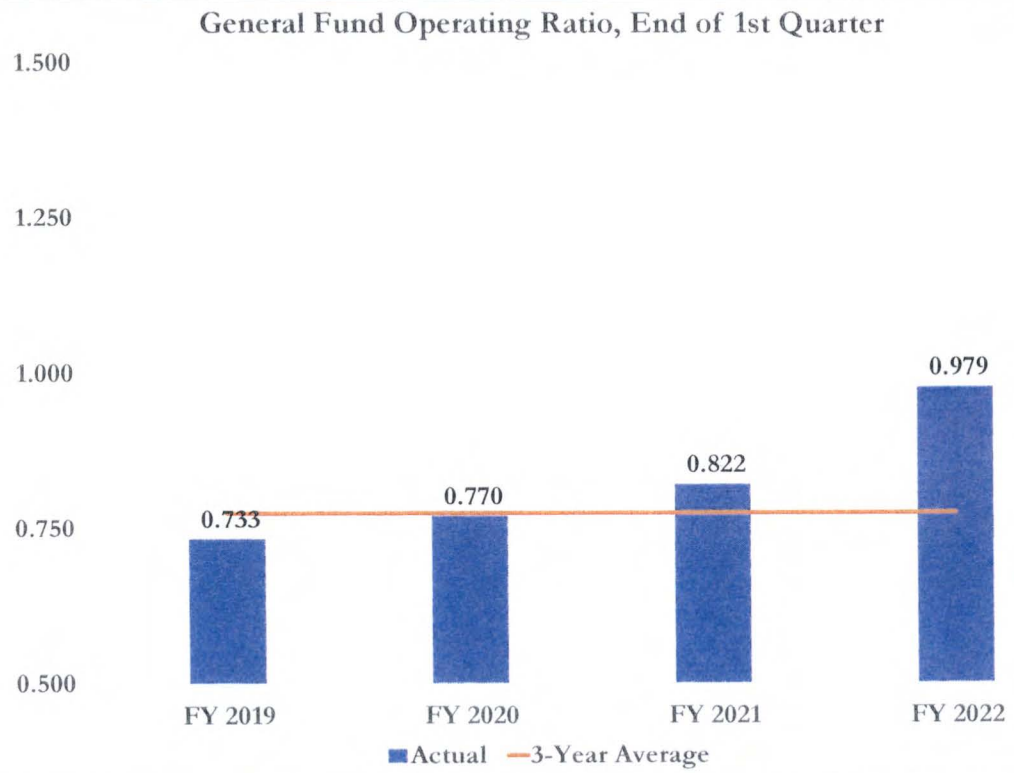

Enterprise Funds

- Electric & Gas
  - Sales lower than last year in Electric, higher in Gas
  - Significant increase in wholesale Gas costs
- Water & Sewer
  - Sales up in Water, down in Sewer
  - Capital activity lower than last year
- Stormwater
  - Revenues meeting expectations
  - Increased capital activity compared to last year

Outlook

- Revenue Monitoring Continues
  - Anticipate finishing FY 2022 in line with budgeted forecasts
  - Ad Valorem Taxes are key (primarily collected in 2nd Quarter)
- Staff continues to monitor and control Expenditures
  - Evaluate impact of 4.5% COLA now in effect
- Staff working on Proposed CIP for Fiscal Years 2023-2027
- FY 2023 Budget Development begins in late-January 2022