ROCKY MOUNT, NC
THE CENTER OF IT ALL

ROCKY MOUNT CITY COUNCIL

COMMITTEE OF THE WHOLE MEETING

MONDAY, FEBRUARY 27, 2023

CITY COUNCIL
COMMITTEE OF THE WHOLE

MONDAY, FEBRUARY 27, 2023
5:00 PM

AGENDA

1.	RMPD: Recognizing Our Law Enforcement Partnerships	Robert Hassell
2.	City Services for Event Center	Peter Varney
3.	City Council Retreat	Peter Varney

MEMORANDUM

ROCKY MOUNT
POLICE
THE CENTER OF IT ALL

To: Peter Varney, City Manager

Cc:

From: Robert Hassell, Police Chief

Date: 02/22/2023

Re: Presentation of Law Enforcement Partnerships

Purpose

The purpose of this memo is to present our 3- and 5-year crime trend data, challenges, initiatives, and our partnerships to reduce crime.

Discussion

The presentation covers crime throughout the city by comparing 3- and 5-year crime trends. The presentation also covers specific challenges the department has identified that may be contributing factors that produces more violent crime. The presentation highlights current and upcoming strategies along with featuring our partnerships with local, state, and federal partners.

Requested Action

None

ROCKY MOUNT
POLICE
THE CENTER OF IT ALL

Recognizing Our Law Enforcement Partnerships

February 27th, 2023

Robert Hassell, Chief of Police

Law Enforcement Partnerships

Part 1 Crimes Comparison Chart 2021-2022

Overall YTD

6%

increase

Property YTD

11%

increase

Violent YTD

8%

decrease

NIBRS Part 1 Comparison			
CRIMES	YTD 2021	YTD 2022	+/-
Murder	13	20	7
Rape	13	9	-4
Commercial Robbery	31	30	-1
Individual Robbery	31	59	28
Aggravated Assault	414	344	-70
Violent	502	462	-40
Commercial B&E	129	67	-62
Residential B&E	161	192	31
Non Residential B&E	36	35	-1
Larceny	891	1026	135
MV Theft	89	132	43
Arson	16	17	1
Property	1322	1469	147
Total	1824	1931	107

Law Enforcement Partnerships

Part 1 Property Crimes Comparison Chart 2021-2022

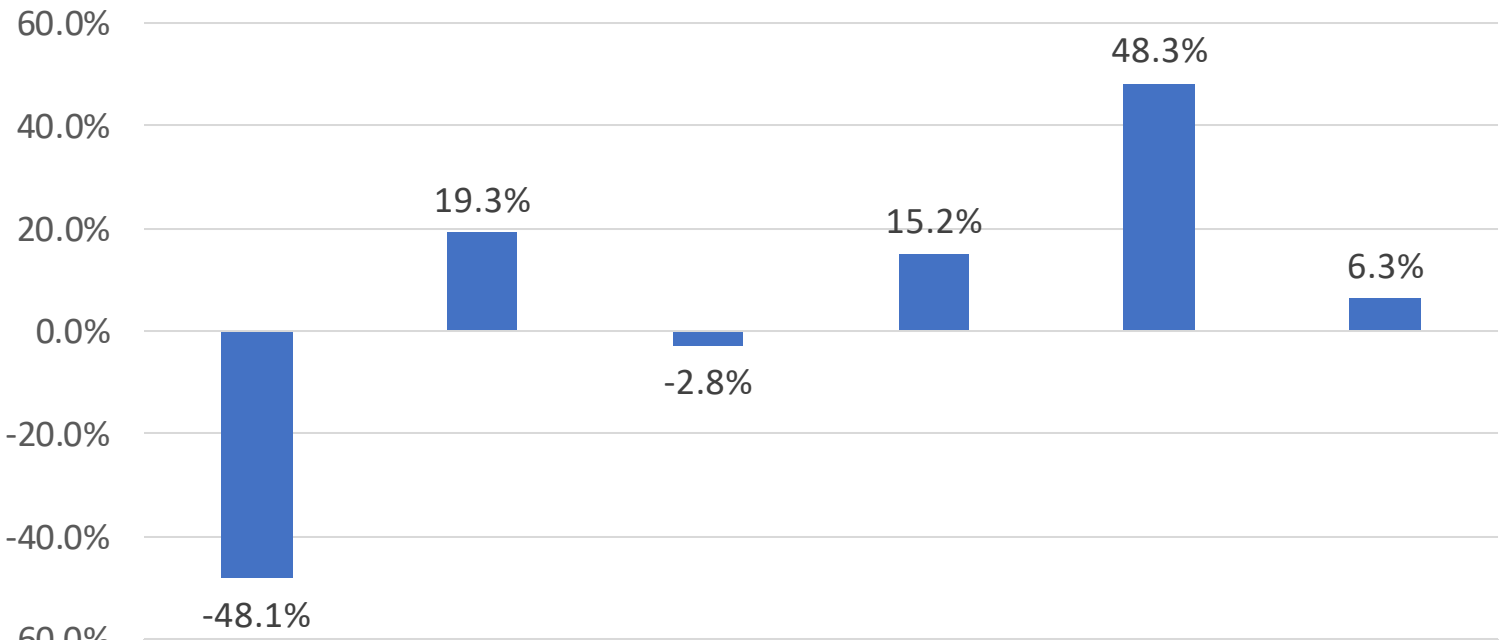

	Commercial B&E	Residential B&E	Non Residential B&E	Larceny	MV Theft	Arson
% Ch	-48.1%	19.3%	-2.8%	15.2%	48.3%	6.3%

Law Enforcement Partnerships

Part 1 Violent Crimes Comparison Chart 2021-2022

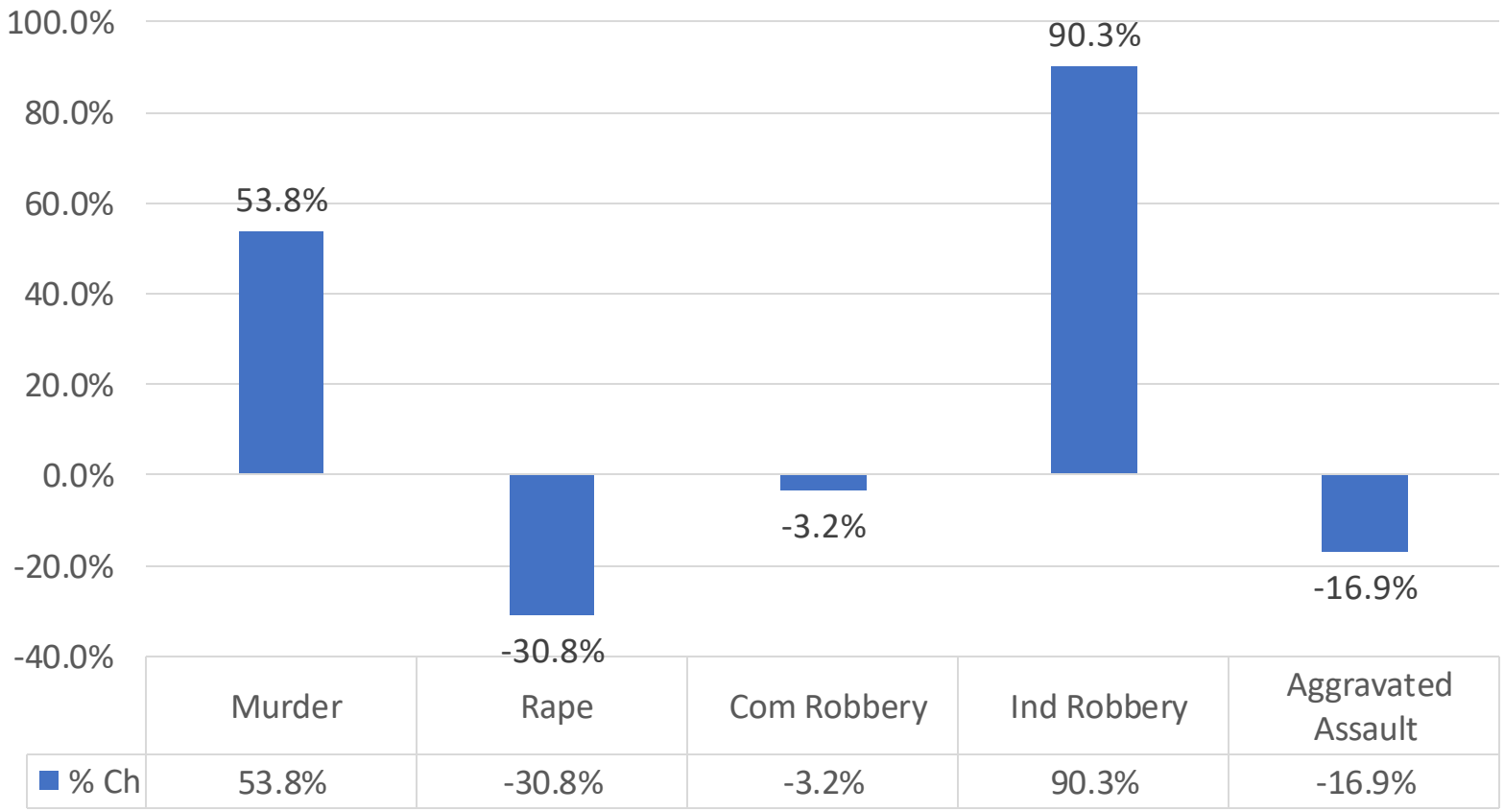

Law Enforcement Partnerships

Part 1 Crimes Comparison Chart – 5 Year Trend

	2018	2019	2020	2021	2022
Violent	399	413	608	502	462
Property	1596	1592	1560	1322	1469
Total	1995	2005	2168	1824	1931

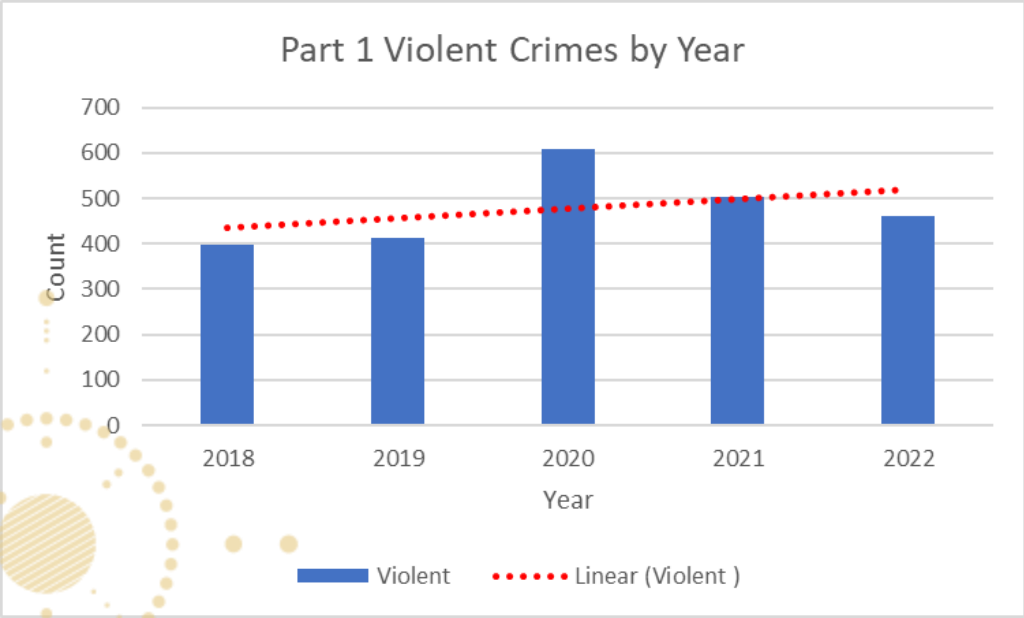

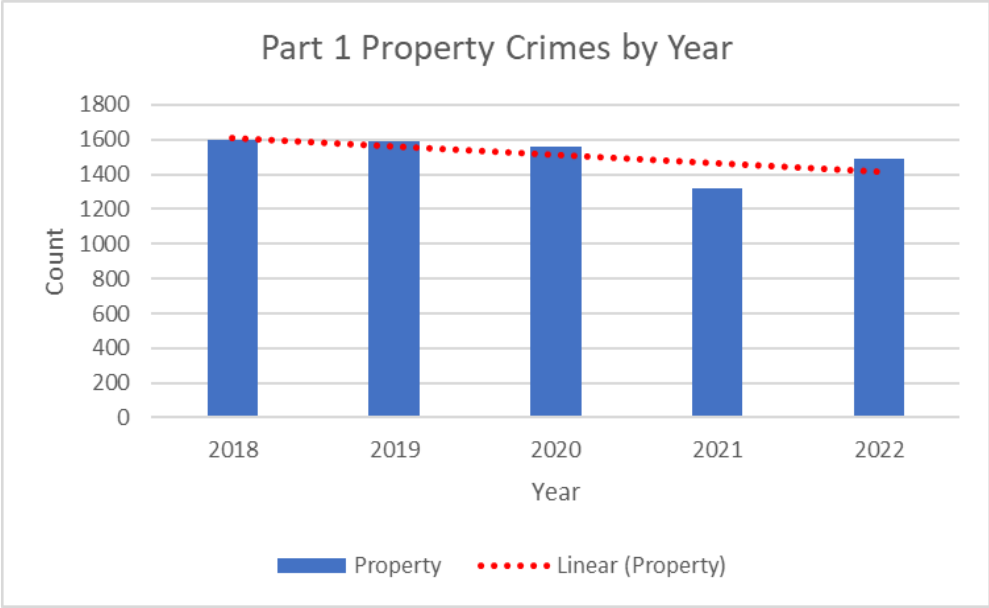

Law Enforcement Partnerships

Part 1 Crimes Comparison Chart – 3 Year Trend

	2020	2021	2022
Violent	608	502	462
Property	1560	1322	1492
Total	2168	1824	1931

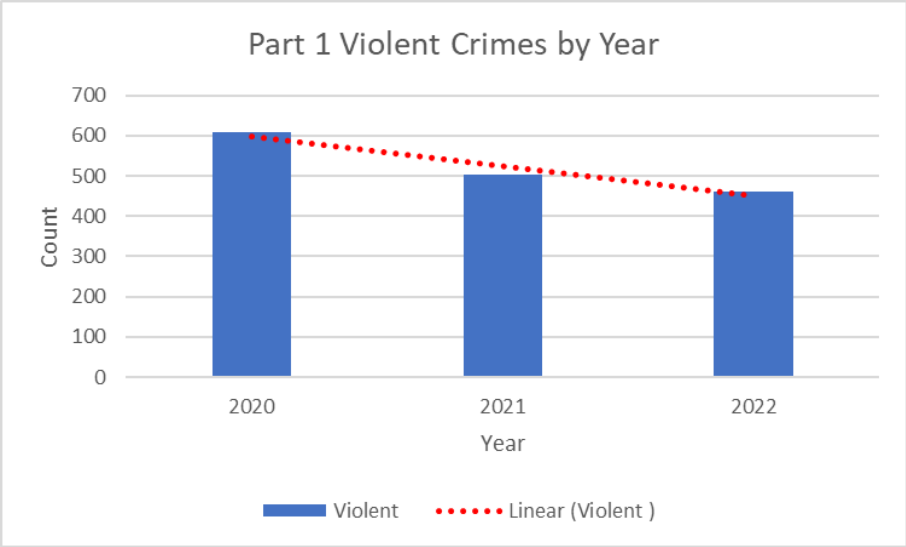

Law Enforcement Partnerships

Part 1 Juvenile Crime: 2021 vs 2022

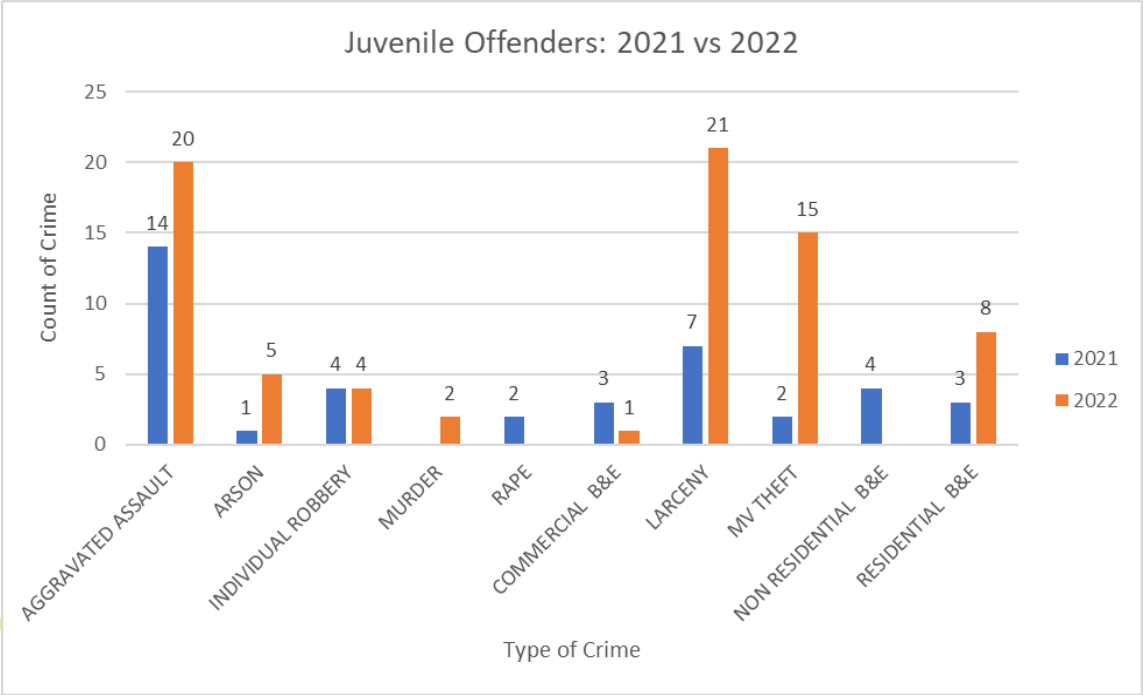

Overall Crime:

- 2021: 0.7%
- 2022: 1.4%
- 90% Increase

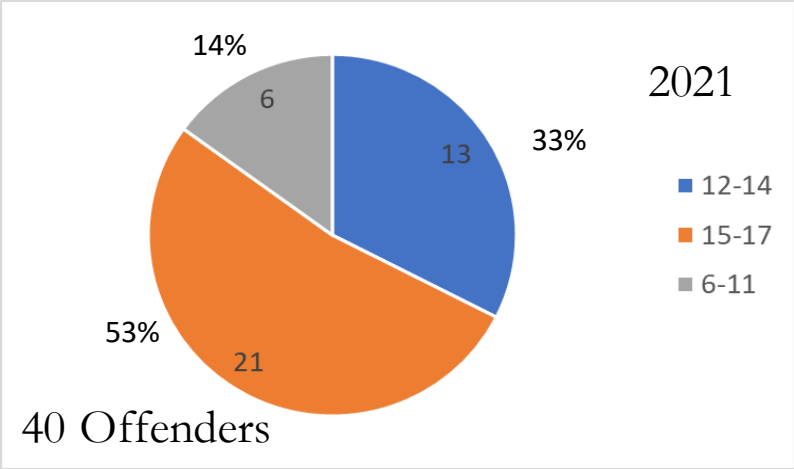

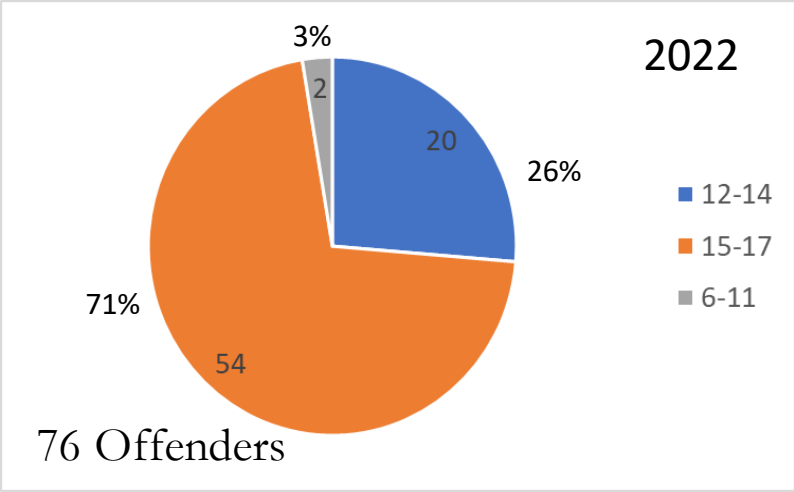

Law Enforcement Partnerships

2022 Homicides Review

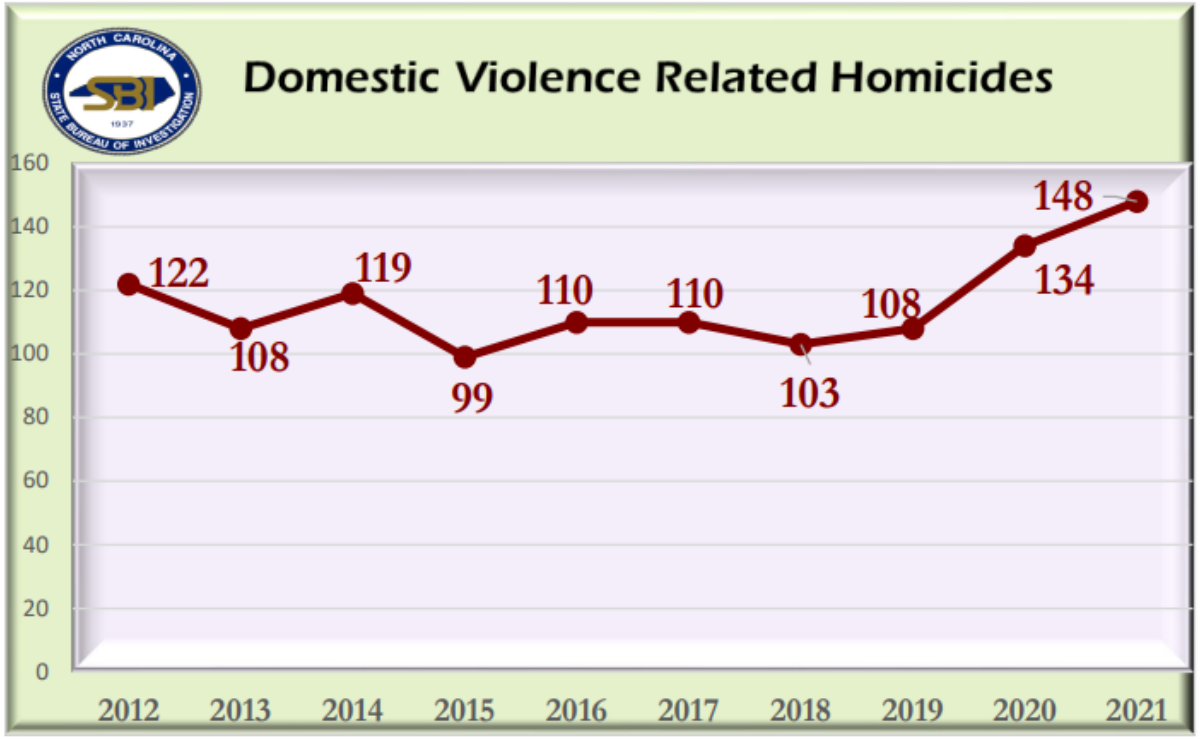

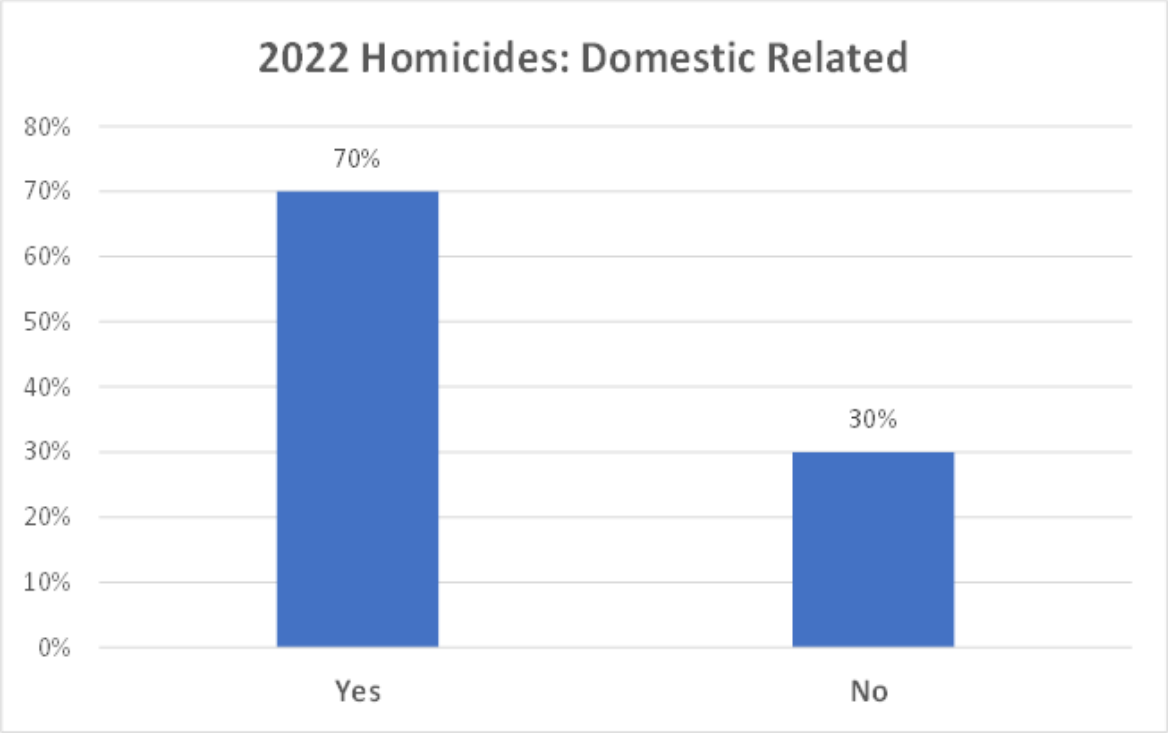

Law Enforcement Partnerships

Challenges We Face

1,572

Mental Health CFS

90

Overdose CFS

317

Narcotics CFS

2,517

Domestic Violence CFS

532

Gun Related Crimes

Law Enforcement Partnerships

Current Technology

ShotSpotter
Detect · Protect · Connect

flock safety

fūsus

1608

Shell Casings Recovered

156

Alerts

263

FUSUS Total Connected Cameras

$186, 563

Property Value Recovered

Law Enforcement Partnerships

National Integrated Ballistic Network

418

Guns Test Fired

556

Firearms & Casing Examinations

154

NIBIN Hits

137

Arrests

Firearms Examiner Case Matching

77 Firearms

=

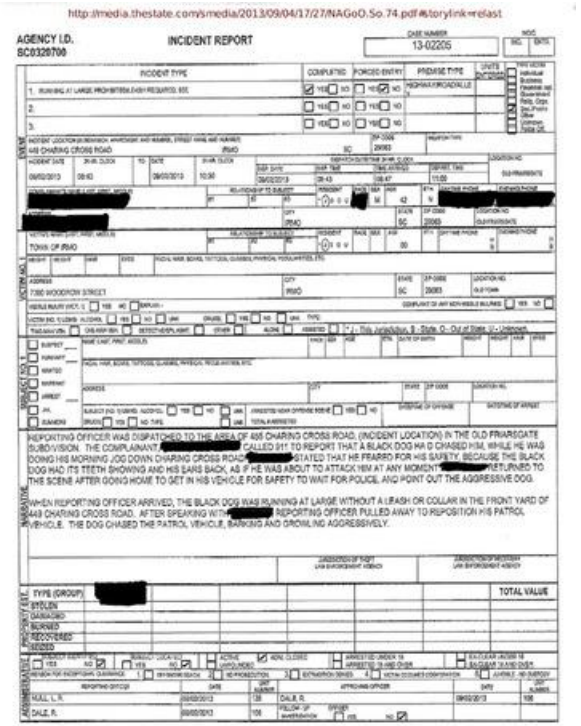

http://media.thestate.com/s/media/2013/09/04/17/27/NAGoO.So.74.pdf#storylink=relast

AGENCY I.D.
SC0320700

INCIDENT REPORT

CASE NUMBER
13-02205

INCIDENT TYPE

	COMPLETED	FORCED ENTRY	PREMISE TYPE
1. RUNNING AT LARGE PROHIBITED,LEASH REQUIRED, ETC	☑ YES ☐ NO	☐ YES ☑ NO	HIGHWAY/ROAD/ALLEY
2.	☐ YES ☐ NO	☐ YES ☐ NO	
3.	☐ YES ☐ NO	☐ YES ☐ NO	

INCIDENT LOCATION (SUBDIVISION, APARTMENT AND NUMBER, STREET NAME AND NUMBER): 446 CHARING CROSS ROAD — CITY: RMC — ZIP CODE: 29083 — REPORTING AREA: SC

INCIDENT DATE: 09/02/2013 — 24-HR CLOCK: 08:40 — TO DATE: 09/02/2013 — 24-HR CLOCK: 10:30 — DISP DATE: 09/02/2013 — DISP TIME: 08:43 — TIME ARRIVED: 08:47 — DEPART. TIME: 11:00

[redacted] — RELATIONSHIP TO SUBJECT: — RACE: M — SEX: M — AGE: 42 — [redacted]

[redacted] — CITY: RMC — STATE: SC — ZIP CODE: 29083

TOWN OF RMC — RACE: — SEX: — AGE: 00

VICTIM NO. 1 — ADDRESS: 7380 WOODROW STREET — CITY: RMC — STATE: SC — ZIP CODE: 29083

SUSPECT NO. 1 — ADDRESS — CITY — STATE — ZIP CODE

NARRATIVE

REPORTING OFFICER WAS DISPATCHED TO THE AREA OF 446 CHARING CROSS ROAD, (INCIDENT LOCATION) IN THE OLD FRIARSGATE SUBDIVISION. THE COMPLAINANT [redacted] CALLED 911 TO REPORT THAT A BLACK DOG HAD CHASED HIM, WHILE HE WAS DOING HIS MORNING JOG DOWN CHARING CROSS ROAD [redacted] STATED THAT HE FEARED FOR HIS SAFETY BECAUSE THE BLACK DOG HAD ITS TEETH SHOWING AND HIS EARS BACK, AS IF HE WAS ABOUT TO ATTACK HIM AT ANY MOMENT [redacted] RETURNED TO THE SCENE AFTER GOING HOME TO GET IN HIS VEHICLE FOR SAFETY TO WAIT FOR POLICE, AND POINT OUT THE AGGRESSIVE DOG.

WHEN REPORTING OFFICER ARRIVED, THE BLACK DOG WAS RUNNING AT LARGE WITHOUT A LEASH OR COLLAR IN THE FRONT YARD OF 443 CHARING CROSS ROAD. AFTER SPEAKING WITH [redacted] REPORTING OFFICER PULLED AWAY TO REPOSITION HIS PATROL VEHICLE. THE DOG CHASED THE PATROL VEHICLE, BARKING AND GROWLING AGGRESSIVELY.

JURISDICTION OF POLICE LAW ENFORCEMENT AGENCY — JURISDICTION OF SECONDARY LAW ENFORCEMENT AGENCY

PROPERTY LIST

TYPE (GROUP)	TOTAL VALUE
[redacted]	
STOLEN	
DAMAGED	
BURNED	
RECOVERED	
SEIZED	

ARRESTS — ARRESTEE NAME — ARRESTEE LOCATION — ACTIVE / ADM. CLOSED — ARRESTED UNDER 18 — ARRESTED IN AND OUT — EXCLUDE UNDER 18 — EXCLUDE IN AND OUT

REASON FOR EXCEPTIONAL CLEARANCE: 1 DEATH OF SUSPECT 2 DENIED BY JUVENILE COURT 3 NO PROSECUTION 4 EXTRADITION DENIED 5 VICTIM DECEASED/COMPLAINANT DECEASED 6 JUVENILE NO CONTACT

APPROVING OFFICER — DATE — ID NUMBER

NULL, L. R. — 09/02/2013 — 128 — DALE, R. — 09/02/2013 — 108

DALE, R. — 09/02/2013 — 108 — FOLLOW UP INVESTIGATION: YES ☐ NO ☑

77 Firearms

=

125 Cases

Law Enforcement Partnerships

Firearms & Crime

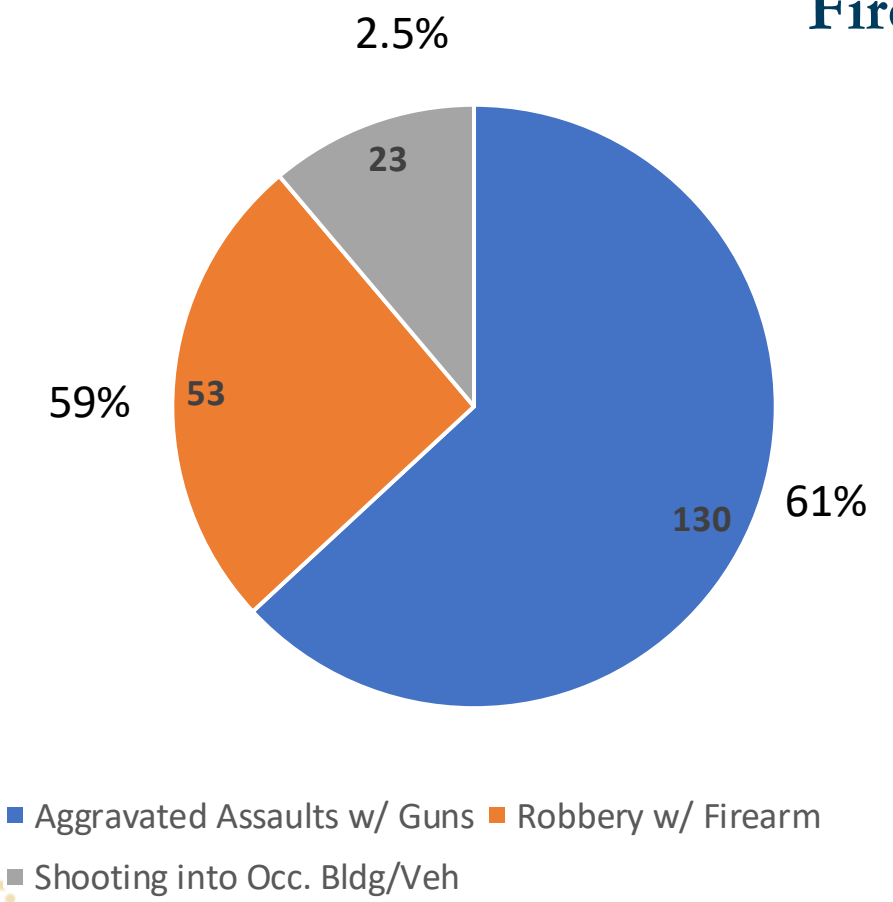

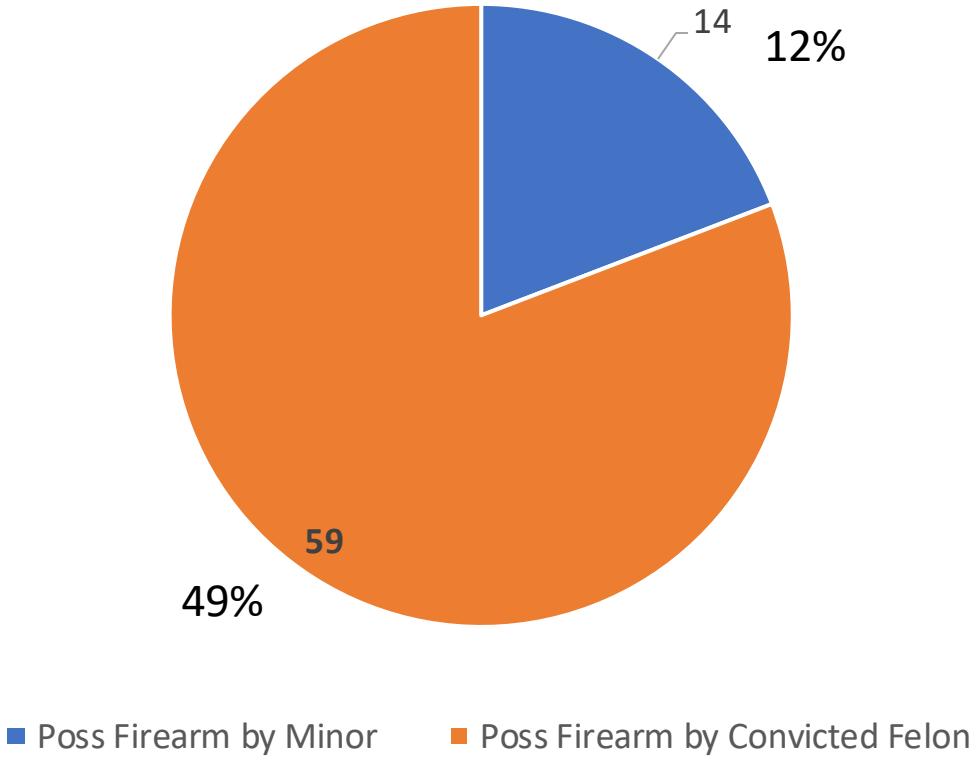

Law Enforcement Partnerships

RMPD Sponsored Programs – Prevention & Intervention

Community Involvement & Prevention

- PAL (Police Athletics/Activities League)
- D.A.R.E. (Drug Abuse Resistance Education)
- EKG2 –Educating Kids on Gangs & Guns
- Community Resource Connection
- Community Gang Awareness 101

Law Enforcement Partnerships

New Initiative

Mental Health: Co-Responder Initiative in partnership with local Mobile Crisis Unit

Moving our department in a proactive direction in dealing with the mental health in our community by implementing a police/community-based intervention response.

Law Enforcement Partnerships

Proposed New Technology Addressing Gun and Crime

ShotSpotter Gun Management delivers a solution that integrates information and data from initial gunshot detection, gun case management, NIBIN lead processing, assignment, and case disposition outcomes. The Alcohol Tobacco & Firearms has identified four key elements to successfully implement a crime gun intelligence process, which are:

1. Comprehensive Collection
2. Timeliness
3. Investigate Follow-up
4. Feedback

This new software will enhance our gun intelligence processes thereby strengthening our investigations.

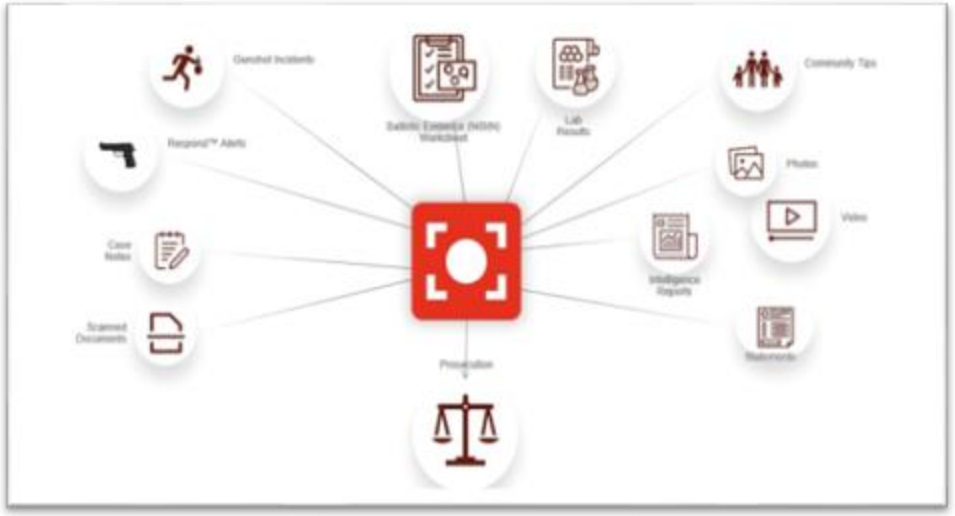

Proposed Technology Addressing Gun and Crime

ShotSpotter Connect uses artificial intelligence-driven analysis to help strategically plan directed patrols and tactics for maximum crime deterrence—effectively extending the capabilities of the department's Enhanced Focused Patrol initiative which was implemented to reduce crime and deter crime before it occurs.

The system incorporates data such as crime events, temporal cycles, and geographic variables to produce high probability crime forecasts. These forecasts are then turned into patrol plans ("directed patrols" or "patrols") that are available to watch commanders, crime analysts, and officers in the field. The technology will automatically display areas within the city that directed patrols are needed and alert them when they are in a designate area.

Law Enforcement Partnerships

Continued Initiative

Project SAFE Neighborhoods

Design Elements of Successful Crime Reduction Initiatives

- Community Engagement
- Prevention
- Intervention
- Focused and Strategic Enforcement
- Accountability

Partnerships

- Violent Crime Action Plan (VCAP)
- Enhanced Gun Screenings

Law Enforcement Partnerships

Focused Deterrent Violent Offender Call-In

- Community Stakeholders
- Local LEO Partners
- Federal Partners

Law Enforcement Partnerships

Partners Working to Make Our City "Rocky Mount" Safer

Questions & Answers

MEMORANDUM

ROCKY MOUNT, NC
THE CENTER OF IT ALL

To: Peter Varney, Interim City Manager

From: Kenneth Hunter, Assistant to the City Manager for Budget & Evaluation

Date: 2/20/2023

Re: Analysis of City Services to Event Center

Following presentation of the Second Quarter FY 2023 Report of Revenues and Expenditures for the Rocky Mount Event Center on February 13, 2023, Councilmember Daughtridge requested additional information on the utilization and costs of Rocky Mount Police Department (RMPD) Officers providing security during activities hosted at the Rocky Mount Event Center (RMEC). Councilmember Daughtridge's request was further noted in an email he sent to Staff on February 15, 2023, requesting the following specific information:

- Cost of RMPD staffing to work events at the Event Center. This should include base pay, overtime, and all the associated expenses.
- Number FTE hours this represents.
- The number of officers required to work inside and outside the facility.
- Identification of expenses incurred by the City in other departments for services to the Event Center.

Staff met with RMPD and multiple City departments to collect the information in this report.

Overview of RMEC Operations

RMEC is a City-owned facility, and its direct operations (revenues and expenditures) are budgeted and recorded as a separate Division of the General Fund, along with the costs of associated debt service and use of tax credits.

RMEC is managed, per agreement, by The Sports Facilities Companies (formerly SFM), who is the employer of staff who regularly work at the facility. Their staff is supervised

by the General Manager, David Joyner, who also oversees management of all direct costs incurred by the facility.

Based on discussion with RMEC and City Departments, Staff identified the following services provided by City Departments that are not being directly expensed to RMEC and are tied directly to RMEC events:

- Event Security, which is provided by RMPD; and
- Parking Shuttle, which is operated by Tar River Transit.

In addition, the City oversees physical maintenance and landscaping of RMEC, consistent with its role as owner of other City facilities (i.e., City Hall, Imperial Centre, Community Centers, etc.). Physical maintenance is supervised by staff of the Facilities Division of the Department of Finance, requiring approximately 1,900 hours/year of staff time (close to 1 FTE). Landscaping is administered by the Maintenance Division of the Department of Parks & Recreation, with direct services provided and included in the Citywide landscaping contract, currently held by Precision Cut.

Event Center Security Practices

RMEC staff are exclusively responsible for site management for all events and activities and their facility. This includes planning, coordination, and utilization of security as appropriate for the type and size of event being hosted. According to guidance given to the City and RMEC by UNC School of Government in early-2021, the City could not allow RMEC to pay RMPD Officers directly for off-duty security services because it was the responsibility of the City as a facility to arrange them. This is different from the practice used for event security at The Imperial Centre, Sports Complex, and other City recreational facilities, where our rental agreement stipulates security is the responsibility of the renter.

Starting May 2021, the City established a practice where RMPD Officers working off-duty security at RMEC would be paid Overtime (time-and-a-half) for this work, and this compensation would be included in their biweekly pay and subject to their existing City benefits and withholdings. The Event Center coordinates with RMPD to determine the appropriate number of off-duty Officers required for each event (based on type of event,

number of attendees, etc.). As a result, the number of off-duty Officers vary by type of event. Off-duty Officers primarily work inside the Event Center during events. When necessary, RMPD also provides on-duty Officers to provide additional support outside of the Event Center, with numbers also varying based on the event held.

Security is charged to the customer by RMEC as an itemized expense at a rate of $35 per hour per person providing inside security (i.e., Off-duty Officer). This rate is sufficient to cover the average wage and benefits costs for RMPD Off-duty Officers ($27.20/hour).

The following is a summary of hours worked by Off-Duty Officers since July 2021, the start of Fiscal Year 2022:

	FY 2022 Actual	**FY 2023 YTD (July to January)**	**FY 2023 Projected (February to June)**	**Total, FY 2022 & FY 2023**
Hours	654.25	185.50	550.00	**1,389.75**
Cost	$17,765	$5,065	$15,000	**$37,830**

When first implemented, Officer participation was completely voluntary in providing off-duty services at RMEC. However, with the local experience consistent with regional and national trend regarding shortages of available Sworn Officers, RMPD Staff had to adjust their approach to deal with a significant increase in Officer vacancies. Currently, when volunteers are insufficient to meet the number of Off-Duty Officers required to effectively work an RMEC event, additional Officers are assigned to work on days off. These additional Officers are assigned based on a rotating schedule to ensure equality of odds and avoid consecutive call-ups as much as possible.

As of today, RMPD has 45 Sworn Officer vacancies. Their full staff level of Sworn Officers is 175, resulting in a current vacancy rate of 25.7%. RMPD and the City are working feverishly to address this issue.

Cost Analysis of City Department Services to RMEC

Based on information provided by Departments, the Budget Office identified costs for services provided and not directly charged to RMEC since July 2021:

City Service Description	FY 2022 Actual	FY 2023 YTD (July-January)	FY 2023 Projected (February-June)	Total, FY 2022 & FY 2023
Services for Events				
Event Security (Police)	$17,765	$5,065	$15,000	$37,830
Parking Shuttle (Transit)	$9,701	$4,181	$5,000	$18,882
Subtotal – Services for Events	**$27,466**	**$9,246**	**$20,000**	**$56,712**
Landlord Services				
Physical Maintenance (Facilities)	$64,116	$32,699	$33,026	$129,841
Landscaping (Parks, by Contract)	$15,500	$7,213	$8,287	$31,000
Subtotal – Landlord Services	**$79,616**	**$39,912**	**$41,313**	**$160,841**
Total	**$107,082**	**$49,158**	**$61,313**	**$217,553**

Annual expenditures are approximately $28,360 for services directly tied to supporting RMEC events and $80,420 for landlord services, for a total of approximately $108,780.

Future Considerations

As a result of this inquiry and analysis, Staff are looking at 2 actions:

- Charging overtime incurred by Off-duty RMPD Officers directly to the Event Center division in the General Fund budget; and
- Using a third-party security provider to assist with security at future RMEC events.

The attached presentation summarizes this report and is intended for the Committee of the Whole Meeting scheduled for February 27, 2023. Please let me know if you have any further questions.

ROCKY MOUNT, NC
THE CENTER OF IT ALL

Analysis of City Services to Event Center

2/27/2023, City Manager's Office

Background

Event Center Operations

- City-owned facility
- Budgeted via the General Fund
- Facility managed by The Sports Facilities Companies (formerly SFM)
  - Oversees management of direct costs
- Additional City Services
  - Event Security (Police)
  - Parking Shuttle (Transit)
  - Physical Maintenance (Facilities)
  - Landscaping (Parks, by Contract)

Event Security

Current Practices in place since May 2021

- Police paid overtime to provide security during events
- Staffing determined in consultantion with Police
- Security charge applied to customer's bill ($35/hour/person)

Practice for Imperial Centre/Sports Complex/Community Centers

- Customer responsible for security per rental agreement
- Customer pay Police Officers directly for security (via Extra Duty Solutions)
- No applicable for Event Center due to UNC SOG determination

Other City Services

Parking Shuttle

- Utilized for select events
- Provided by Tar River Transit

Landlord Expenses

- Physical Maintenance overseen by Maintenance Staff of Facilities
  - Total work: 1,900 hours/year (close to 1 FTE)
- Landscaping managed by Parks Maintenance
  - Part of Citywide landscaping contract

ROCKY MOUNT, NC
THE CENTER OF IT ALL

Expense Analysis

City Service Description	FY 2022 Actual	FY 2023 YTD (July-January)	FY 2023 Projected (February-June)	Total, FY 2022 & FY 2023
Services for Events				
Event Security (Police)	$17,765	$5,065	$15,000	$37,830
Parking Shuttle (Transit)	$9,701	$4,181	$5,000	$18,882
Subtotal – Services for Events	**$27,466**	**$9,246**	**$20,000**	**$56,712**
Landlord Services				
Physical Maintenance (Facilities)	$64,116	$32,699	$33,026	$129,841
Landscaping (Parks, by Contract)	$15,500	$7,213	$8,287	$31,000
Subtotal – Landlord Services	**$79,616**	**$39,912**	**$41,313**	**$160,841**
Total	**$107,082**	**$49,158**	**$61,313**	**$217,553**

Future Considerations

- Assigning Police Overtime (Security) costs to Event Center budget
- Investigating use of third-party security provider

MEMORANDUM

ROCKY MOUNT, NC
THE CENTER OF IT ALL

To: Peter Varney, Interim City Manager

Cc: Keith Rogers, Incoming City Manager

From: Kenneth Hunter, Assistant to the City Manager for Budget & Evaluation

Date: 2/21/2023

Re: Proposed Plans for 2023 City Council and Senior Staff Retreats

---

City Council annually hosts a Retreat to discuss key issues, receive reports from select City Departments, review the proposed annual update to the Five-Year Capital Improvement Program (CIP), and identify priorities and initiatives for funding in the upcoming fiscal year's Annual Operating Budget. In addition, our Incoming City Manager, Keith Rogers, requested the development of "Focus Areas" to provide a strategic framework for the alignment of the goals, objectives, and performance measures (KPI's) of City operations.

Finally, the Incoming City Manager would like to host a Retreat for Senior Staff (i.e., Department Heads and Executive Management) to assist with development and refinement of "Focus Area" and enable Senior Staff to interact with and learn more about him, his approach, and his expectations.

Based on initial discussion during the February 13, 2023, Committee of the Whole and subsequent follow-up, the following is an outline of the scheduling and agenda for these upcoming Retreats.

<u>Senior Staff Retreat: April 5-6, 2023</u>

- Location: Rocky Mount Event Center
- Agenda
    - Learning more about the new City Manager and members of Senior Staff
    - Guided, policy-oriented bus tour of Rocky Mount
    - Team-building exercises
    - Development of draft "Focus Areas" for City Council review, amendment, and approval
- Facilitator: Julie Brennan, Fountainworks

City Council Retreat: April 20-21 or 27-28, 2023

- Location: To Be Determined
    - If held April 20-21, Staff would recommend hosting at Rocky Mount Event Center
    - If held April 27-28, Retreat would be held in Concord, NC, immediately following NC League of Municipalities' CityVision Conference
- Agenda
    - Presentations and discussion on key issues of Council
        - Neighborhood Revitalization
        - Affordable Housing
        - Tax Foreclosures
        - Downtown Development
        - Infrastructure
            - Streets
            - Sidewalks
            - Recreation Facilities
    - Presentation of Proposed 2024-2028 CIP
    - Discussion of use of unallocated funds from American Rescue Plan Act (ARPA) State & Local Fiscal Recovery Fund (SLFRF)
    - Presentation and discussion of Downtown Hotel Feasibility Study
    - Presentation, discussion, and approval of "Focus Areas"
- Facilitator: Dr. Kamala Uzzell, SOLAY Counseling & Consulting

"Focus Area" Development & Retreat Facilitation

One major goal of these Retreats is development of "Focus Areas" (FA's) to facilitate strategic alignment of City operations. Our Incoming City Manager utilized this approach in developing a strategic plan in his most recent municipality, and this will provide City staff the framework necessary to coordinate delivery of programs, services, and infrastructure with the long-term expectations of City Council.

Based on the proposed schedule, this process will begin with development of initial, draft FA's during the Senior Staff Retreat, which will then be presented at the City Council Retreat for review, amendment, and approval by our elected officials. The approved FA's

will be incorporated into the City Manager Proposed Fiscal Year 2023-2024 Annual Operating Budget, which will be distributed to City Council on May 15, 2023, and presented during the Council Meeting on May 22, 2023

The Mayor Pro Tem has recommended Dr. Kamala Uzzell to facilitate the City Council Retreat. Dr. Uzzell worked with City Council during the selection process for our Incoming City Manager, and she is very excited about this opportunity. In order to achieve the development of clear strategic "Focus Areas" and provide appropriate facilitation of the Senior Staff Retreat, I recommend Julie Brennan of Fountainworks, a North Carolina-based firm with considerable experience in strategic planning with municipal government staffs.

Please let me know if you have any questions or comments.