



**ROCKY MOUNT, NC**  
THE CENTER OF IT ALL

**ROCKY MOUNT CITY COUNCIL**

**COMMITTEE OF THE WHOLE MEETING**

**MONDAY, JULY 10, 2023**

**CITY COUNCIL  
COMMITTEE OF THE WHOLE**

**MONDAY, JULY 10, 2023  
5:30 PM**


**AGENDA**

- |  |                  |
|--|------------------|
| 1. RMPD Report                                 | Robert Hassell   |
| 2. Boards, Commissions & Committees Discussion | Kim Batts        |
| 3. Citizens Academy Discussion                 | Loretta Braswell |

# MEMORANDUM



ROCKY MOUNT  
POLICE  
THE CENTER OF IT ALL

To: Keith Rogers, City Manager  
Cc:  
From: Robert Hassell, Police Chief   
Date: 06/27/2023  
Re: Presentation of Crime Statistics

---

## Purpose

The purpose of this memo is to present a summary of the city-wide crime numbers to the Committee of the Whole during the July 10, 2023, meeting.

## Discussion

The presentation covers the crime incidents throughout the city currently and compares them to last year during the same time period. The crimes tracked in this presentation are crimes labeled as part 1 crimes in the National Incident Based Reporting System (NIBRS) by the federal government. These crime numbers are tracked by the FBI and shared with the Bureau of Justice Statistics for tracking purposes.

The presentation includes investigation outcomes for the violent crimes and the related arrests. It also includes maps depicting the areas of shots fired, incidences of aggravated assault and murder. The presentation also highlights the efforts and successes of the police department to combat the violent crime occurring in the city.

## Requested Action

None



ROCKY MOUNT  
POLICE  
THE CENTER OF IT ALL

# 2<sup>nd</sup> Quarter 2023 - Crime Report

\*Data: April 1st - June 25th

July 10, 2023


Robert Hassell, Chief of Police





ROCKY MOUNT  
POLICE  
THE CENTER OF IT ALL

# 2nd Quarter Crime Report



## VIOLENT CRIMES YEAR TO DATE

2023

246

Violent Crime:

- Murder/Homicide
  - Rape
  - Robbery
- Aggravated assault

2023  
Q1 VS Q2  
CRIMES TOTALS

## OVERALL

↓ 5%

VIOLENT CRIME

↓ 9%

PROPERTY CRIMES

↓ 4%

## PROPERTY CRIMES 2023 YEAR TO DATE

- Breaking & Entering
- Larceny
- Motor vehicle theft
- Arson

760

## VIOLENT CRIMES 2023 Q1 vs Q2


↓ 9%

- Shooting into vehicle/building ↓ 25%
- Aggravated Assault ↑ 4%
- Homicide ↓ 67%



**ROCKY MOUNT**  
POLICE  
THE CENTER OF IT ALL

## 2nd Quarter Crime Report



### Crimes Comparison Chart

#### NIBRS Part 1 Comparison


CRIMES	Q1 2023				Q2 2023			
	Q1 2023	Q2 2023	+/-	% Change	Q1 + Q2 2022	Q1 + Q2 2023	+/-	% Change
Murder	6	2	-4	-67%	11	8	-3	-27%
Rape	1	2	1	100%	3	3	0	0%
Com Robbery	5	5	0	0%	13	10	-3	-23%
Ind Robbery	15	18	3	20%	31	33	2	6%
Agg Assault	47	49	2	4%	74	96	22	30%
Agg Assault-Shoot Occ	55	41	-14	-25%	77	96	19	25%
<b>*Violent*</b>	<b>129</b>	<b>117</b>	<b>-12</b>	<b>-9%</b>	<b>209</b>	<b>246</b>	<b>37</b>	<b>18%</b>
Commercial B&E	28	17	-11	-39%	33	45	12	36%
Residential B&E	35	51	16	46%	93	86	-7	-8%
Non Residential B&E	6	6	0	0%	20	12	-8	-40%
Larceny	276	251	-25	-9%	499	527	28	6%
MV Theft	41	45	4	10%	59	86	27	46%
Arson	2	2	0	0%	5	4	-1	-20%
<b>*Property*</b>	<b>388</b>	<b>372</b>	<b>-16</b>	<b>-4%</b>	<b>709</b>	<b>760</b>	<b>51</b>	<b>7%</b>
<b>**Total**</b>	<b>517</b>	<b>489</b>	<b>-28</b>	<b>-5%</b>	<b>918</b>	<b>1006</b>	<b>88</b>	<b>10%</b>



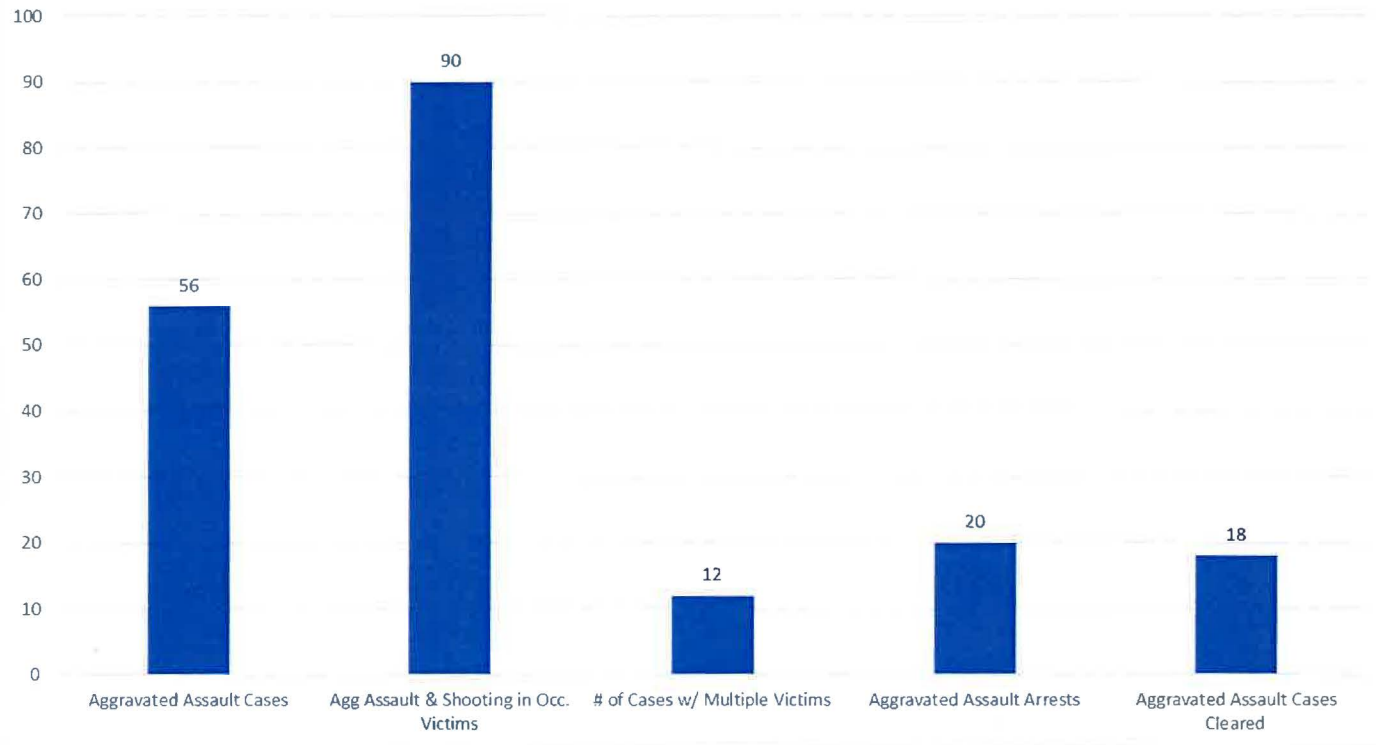


**ROCKY MOUNT**  
POLICE  
THE CENTER OF IT ALL

## 2nd Quarter Crime Report




Aggravated Assault & Shooting in Occ. Cases & Investigations






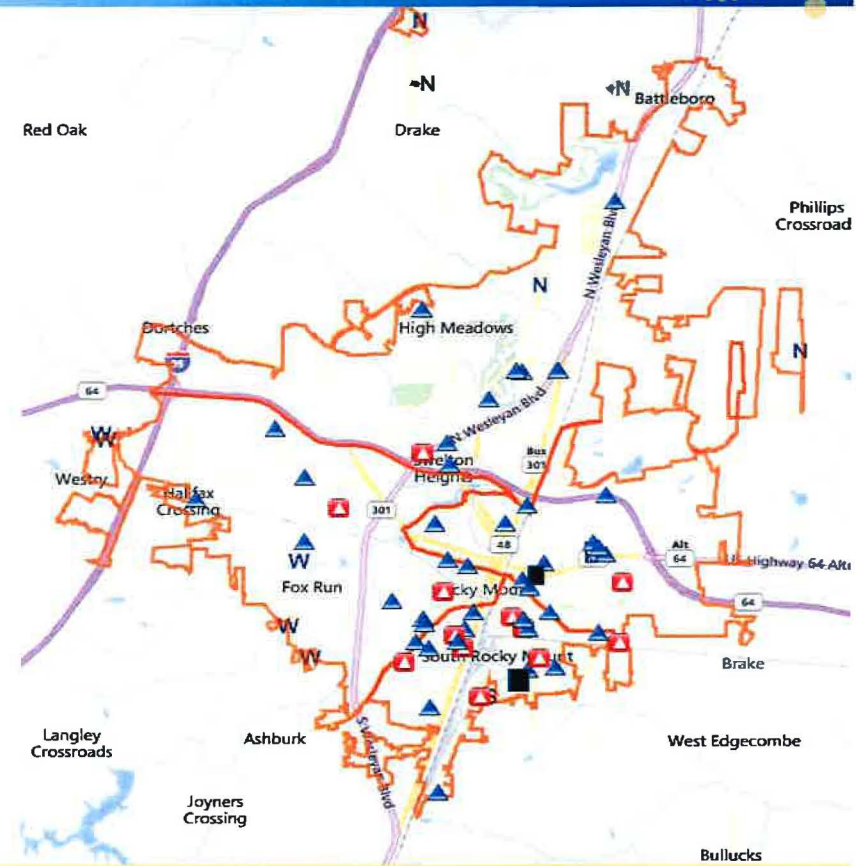
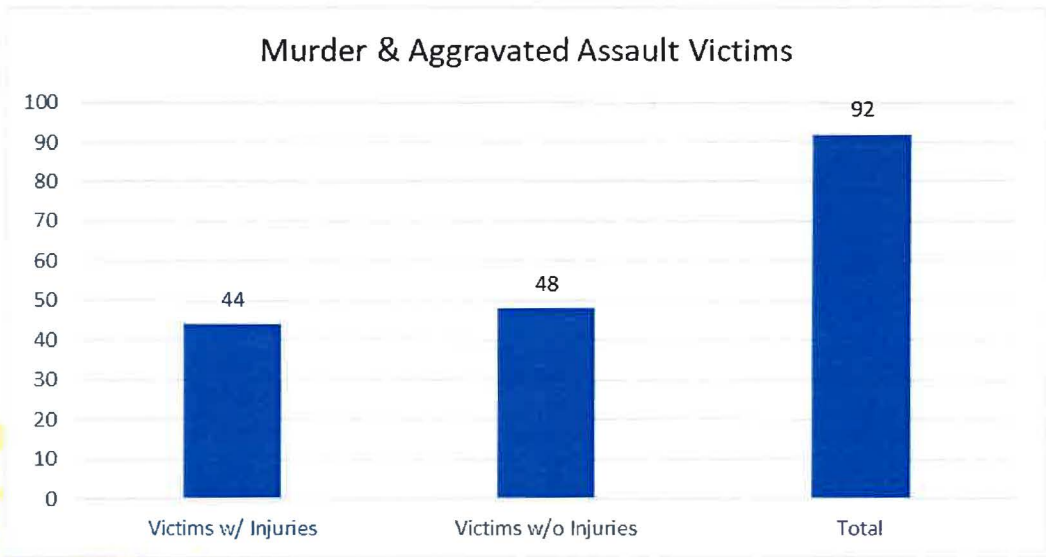


**ROCKY MOUNT**  
POLICE  
THE CENTER OF IT ALL

# 2nd Quarter Crime Report



-  Murder
-  Aggravated Assault
-  Shooting Into OCC Build/Veh.






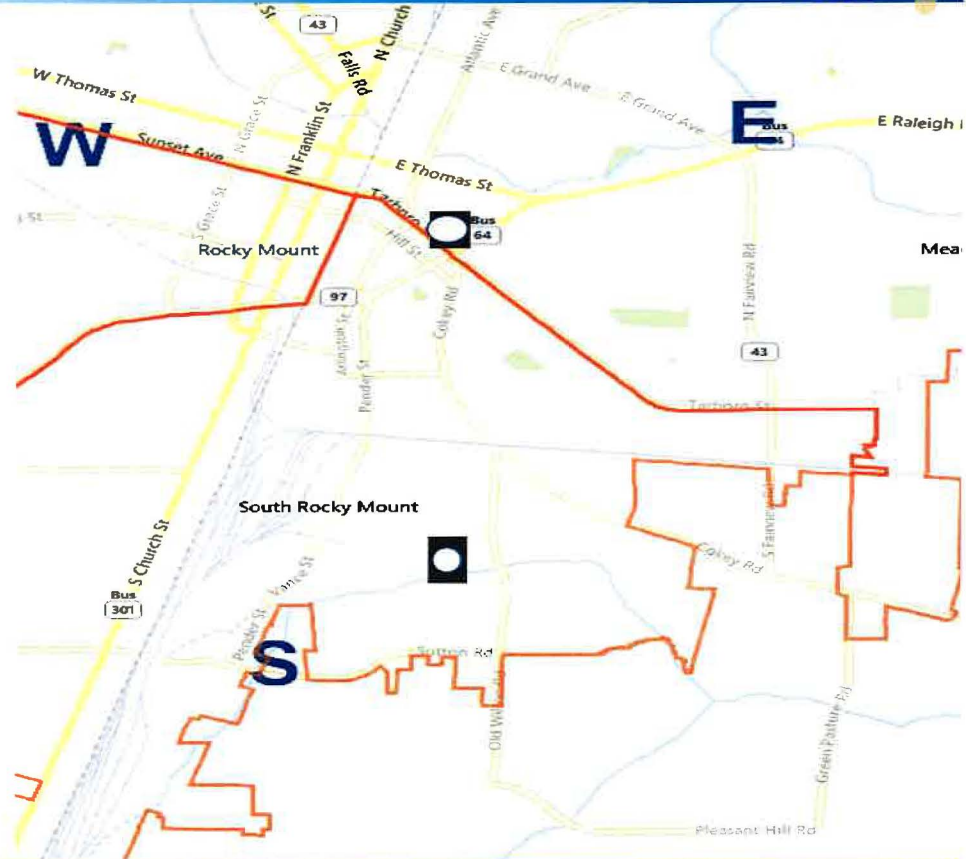


**ROCKY MOUNT**  
POLICE  
THE CENTER OF IT ALL

# 2nd Quarter Crime Report



- ☐ Murder
  - Total of Incidents 2
  - Total of Victims 2
  - Total of Closed Cases 2





**ROCKY MOUNT**  
POLICE  
THE CENTER OF IT ALL

## 2nd Quarter Crime Report

### Shots Fired/Heard, Shell Casings, & Firearms Throughout the City

#### 2nd Quarter

Shots Fired/Heard	Incidents w/ Shell Casings	# of Shell Casings	# of Firearms Seized	Weapon Violation Arrests
192	75	582	120	13


#### Year-To-Date

Shots Fired/ Heard	Incidents w/ Shell Casings	# of Shell Casings	# of Firearms Seized	Weapon Violation Arrests
1,116	154	1285	215	29

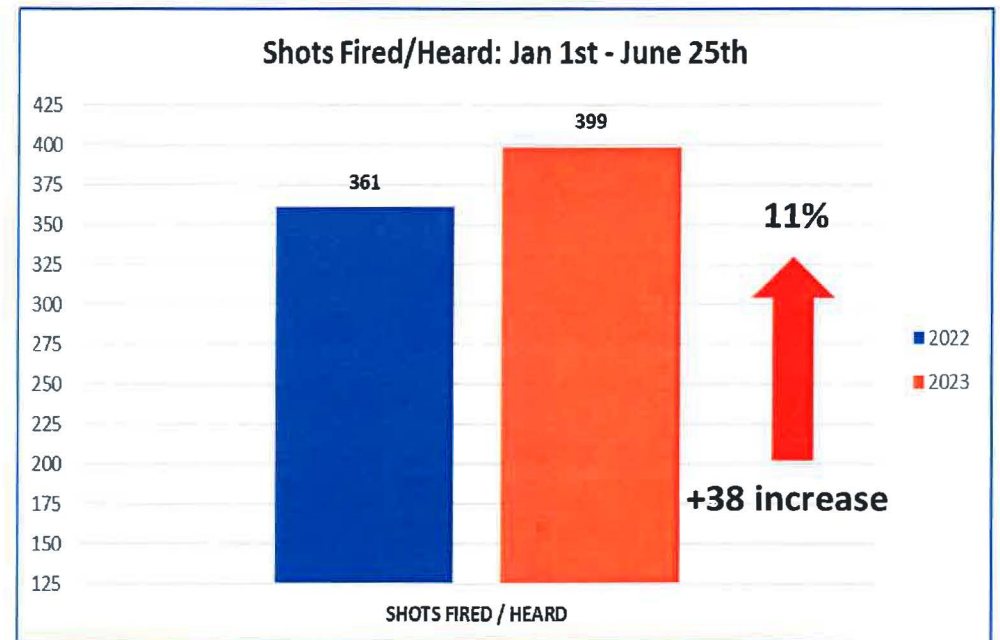
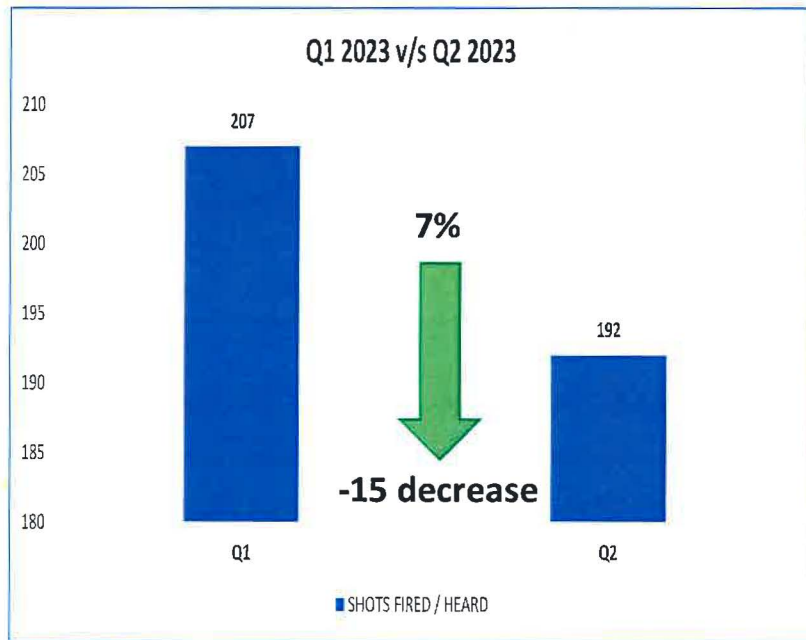


ROCKY MOUNT  
POLICE  
THE CENTER OF IT ALL

# 2nd Quarter Crime Report



## Shots Fired Heard Comparison Chart





**ROCKY MOUNT**  
POLICE  
THE CENTER OF IT ALL

## 2nd Quarter Crime Report

### Rocky Mount Police Co-Responder Mental Health Program



339

Officer responded:  
Mental Health CFS  
& Transports  
(109 of 339)



33

Officer responded:  
Overdose CFS



15

Officer responded:  
Suicide Threatened  
CFS



51 CFS

Mobile Crisis  
Response



30 CFS:

53 Hours & 9 mins  
Integrated Family  
Services (hours of  
11 am – 8 pm)



ROCKY MOUNT  
POLICE

## 2nd Quarter Crime Report



### 2nd Quarter Police Stats

24,650



Calls for  
Service

377




On-View  
Arrests  
& Warrant  
Service

463



Traffic  
Accidents

\$2,085,397



Accident  
Property  
Damage

1,878



Traffic Stops

707



Citations  
Issued

1,348



Warnings  
Issued

50,006

839

1,060

\$4,830,352

3,776

1,470

3,085

### Year-to-Date Police Stats



**ROCKY MOUNT**  
POLICE  
THE CENTER OF IT ALL

## 2nd Quarter Crime Report

Violent Crime, Gang & Arrest Team



**WARRANTS  
SERVED** → **134**

**CITATIONS  
ISSUED** → **44**

**CALLS FOR SERVICE: 1,354**

**CFS – PRIMARY: 677**

Search Warrants

**6**

**CONTRABAND  
SEIZED**

- Weapons 24
- Marijuana 3,736 grams
- Cocaine/Herion .2 grams

**VEHICLE STOPS**

340


Intelligence & Retaliation  
Reports

**7**



ROCKY MOUNT  
POLICE

## 2nd Quarter Crime Report



### Community Involvement



# ATTENDED

23



# of Officers/Staff  
Involved

79



# of Citizen  
Interactions

1,478



# INITIATED

12



# of Officers/Staff  
Involved


57



# of Citizen  
Interactions

637





## Community Involvement

- Ward 7 Meeting
- Edgemont Meeting
- "Rock the Block" Party
- Special Olympics Field Day
- Chief & Clergy Meeting (Part 1)
- Marigold Park (Community Field Day)
- Re-Entry Community Job Fair/BBQ
- Ward 3 Community Meeting
- PAL Games (8) & PAL 8U Playoffs
- Little Raleigh Community Meeting
- Special Olympics Fundraiser
- Field Day – RM Prep
- Crime Stoppers Fundraiser
- Hornbeam Park: Summer Night Lights
- Edgemont & Little Raleigh Community Meeting
- Chief & Clergy Meeting (Part 2)
- RMHA Graduation Ceremony
- Hillsdale Community Meeting
- Happy Hill Community Meeting (2x)
- DARE Graduation
- Northgreen Village
- Battleboro Community Meeting
- Law Enforcement Torch Run

