



**ROCKY MOUNT, NC**  
THE CENTER OF IT ALL

**ROCKY MOUNT CITY COUNCIL**

**COMMITTEE OF THE WHOLE MEETING**

**MONDAY, APRIL 8, 2024**

**CITY COUNCIL  
COMMITTEE OF THE WHOLE**

**MONDAY, APRIL 8, 2024  
5:00 PM**

**AGENDA**

*City of Rocky Mount and Down East Home Consortium-Stephanie Taylor/Donna King*

*Crime Stats-Robert Hassell*



ROCKY MOUNT, NC  
THE CENTER OF IT ALL

# City of Rocky Mount and Down East Home Consortium

2024- 2026 Consolidated Plan  
2024 Annual Action Plan

April 2024





## What is a Three-Year Consolidated Plan?

- Required to receive Community Development Block Grant (CDBG) and HOME Investment Partnership (HOME) entitlement funds on an annual basis.
- Covers the Period: July 1, 2024, thru June 30, 2027
- Components:
  - Stakeholder Consultation (Public Agencies, Nonprofit Service Organizations, Residents, Homeless Assistance Organizations, Public Housing Authority, etc.)
  - Housing and Homeless Needs Assessment
  - Housing Market Analysis
  - Strategic Plan – Local Priorities
  - Annual Action Plan – Proposed Activities for Program Year 2024 (July 1, 2024 – June 30, 2025)





## Community Comments

- **Affordable Housing** is considered highest priority need in the community.
  - Housing rehabilitation to help low-income families maintain their home
  - Down payment assistance to help make homeownership more affordable
- **Public Services** are needed to provide shelter/supportive services for persons experiencing homelessness, and services that may help them to secure housing affordable at their income level.
- **Reduce blighted conditions** resulting from vacant/deteriorated structures in neighborhoods.






## Consolidated Plan Goals

- To provide **decent housing** by improving the quality and supply of affordable housing.
- To provide a **suitable living environment**.
- To increase access to **public services**.
- **Reduce blighted conditions** resulting from vacant/deteriorated structures in neighborhoods.
- Create **economic opportunities** that promote financial self-sufficiency





## Priority Housing and Community Development Needs

- Increase access and improve quality of Affordable Housing
- Eliminate Slum/Blighting Influences
- Improve Public Facilities and Infrastructure
- Expand Public Services
- Economic Development
- Planning and Administration





## HOME and CDBG Estimated Resources for 2024

- Each year, the City of Rocky Mount receives Community Development Block Grant (CDBG), and the Down East HOME Consortium (DEHC) receives HOME Investment Partnerships Program (HOME) funding from the U.S. Department of Housing and Urban Development (HUD).
- The grants are non-competitive entitlement funds allocated by HUD based upon a formula which considers community size, demographics, and housing characteristics.

<b>Program</b>	<b>Anticipated Annual Allocation*</b>
Rocky Mount CDBG	\$536,901
DEHC HOME	\$464,399

\*Funding amounts are estimated based on PY 2023 allocations.





## City of Rocky Mount Proposed Activities for FY 2024

- Single family housing rehabilitation
- Homebuyer Assistance
- Section 8 loan repayment
- Public services
- Planning and Administration





Project	2024 CDBG Allocation
Administration (20%)	\$ 107,380
Section 108 Loan	\$ 90,128
Public Service (15%)	\$ 80,535
Homebuyer Assistance	\$ 125,000
Homeowner Rehabilitation	\$ 133,858
<b>Total</b>	<b>\$ 536,901</b>





- Rocky Mount serves as the Lead Entity for the Down East HOME Consortium, a partnership of 9 jurisdictions in Nash and Edgecombe Counties.
- The DEHC will allocate HOME funding to the following activities (Note: funding amounts and percentages are estimated based on the 2023 HOME allocation)

	Project Name	Funding Amount
1	HOME Program Administration (10%)	\$46,439
2	HOME Rocky Mount HOME- Scattered Site Housing Rehabilitation	\$218,267
3	HOME Community Housing Development Organization Set Aside (15% minimum)	\$69,660
4	HOME Edgecombe County, Conetoe, Pinetops, and Princeville Scattered Site Housing Rehabilitation	\$92,880
5	HOME DEHC Participating Jurisdictions: Spring Hope, Middlesex, and Whitakers Scattered Site Housing Rehabilitation	\$18,577
6	HOME DEHC Participating Jurisdiction: Sharpsburg	\$18,576





## Next Steps in the Citizen Participation Process

- **March 27, 2024 – April 27, 2024:** Public Display and Comment period
- **April 1, 2024:** Edgecombe County Board of Commissioners Presentation
- **April 8, 2024:** Presentation to Rocky Mount City Council Committee of the Whole
- **April 22, 2024:** Public Hearing at Rocky Mount City Council
- **May 13, 2024:** Rocky Mount City Council Meeting to Approve Plan
- **May 15, 2024:** Submission of Plans to HUD (or other date as designated by HUD)
- **July 1, 2024:** Program Year Begins





ROCKY MOUNT, NC  
THE CENTER OF IT ALL



## For more information:

**Stephanie Taylor**

Community Development Administrator

(252) 972-1267

[stephanie.taylor@rockymountnc.gov](mailto:stephanie.taylor@rockymountnc.gov)






**ROCKY MOUNT**  
POLICE  
THE CENTER OF IT ALL

# 1st Quarter 2024 – Crime Report

\*Data: Jan 1st – March 24th




April 8, 2024

Robert Hassell, Chief of Police



ROCKY MOUNT  
POLICE  
THE CENTER OF IT ALL

# 1st Quarter Crime Report



## VIOLENT CRIMES YEAR-TO-DATE

2024

83

- Murder/Homicide
- Rape
- Robbery
- Aggravated Assault

2023 Q4 VS 2024 Q1  
CRIMES TOTALS

OVERALL

↑ 1%

VIOLENT CRIME

↓ 25%

PROPERTY CRIMES

↑ 9%

## PROPERTY CRIMES YEAR-TO-DATE

- Breaking & Entering
- Larceny
- Motor vehicle theft
- Arson

406

## VIOLENT CRIME FACTORS

2023 Q4 vs 2024 Q1

↓ 25%

Shooting into vehicle/building victims ↓ 53%

Aggravated Assault Victims ↓ 14%

Individual Robbery Cases ↓ 23%



## Virtual Call Center



382

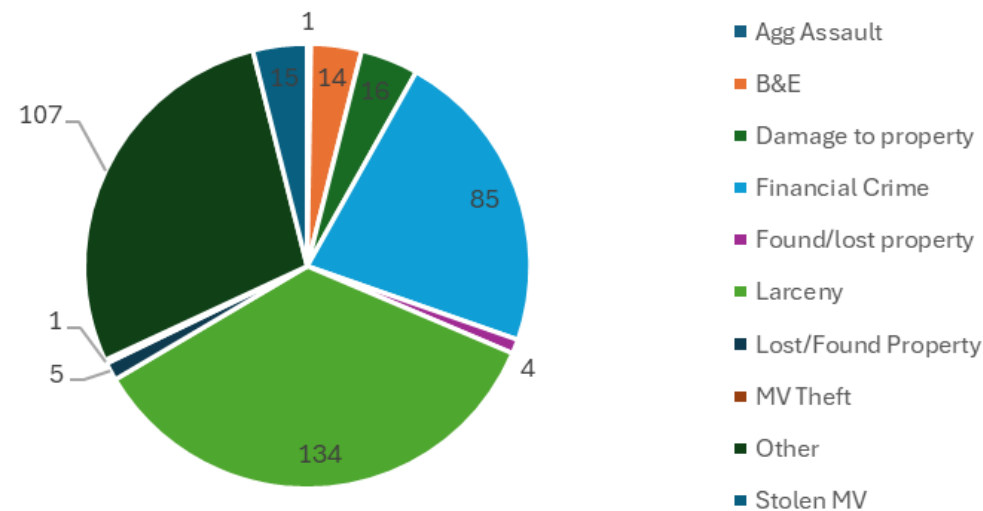
Virtual  
CFS/Reports



374

Hours Saved from  
Patrol

Virtual CFS





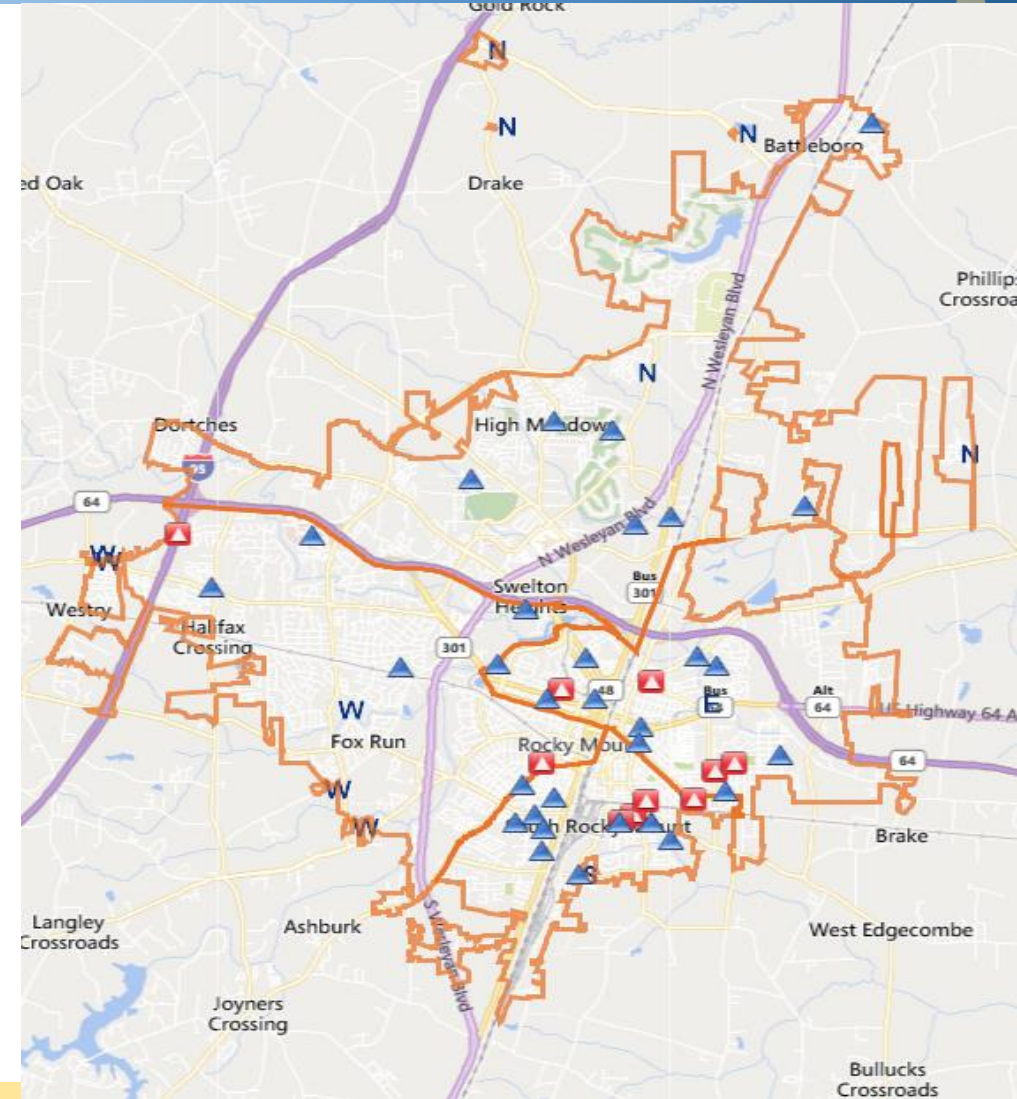
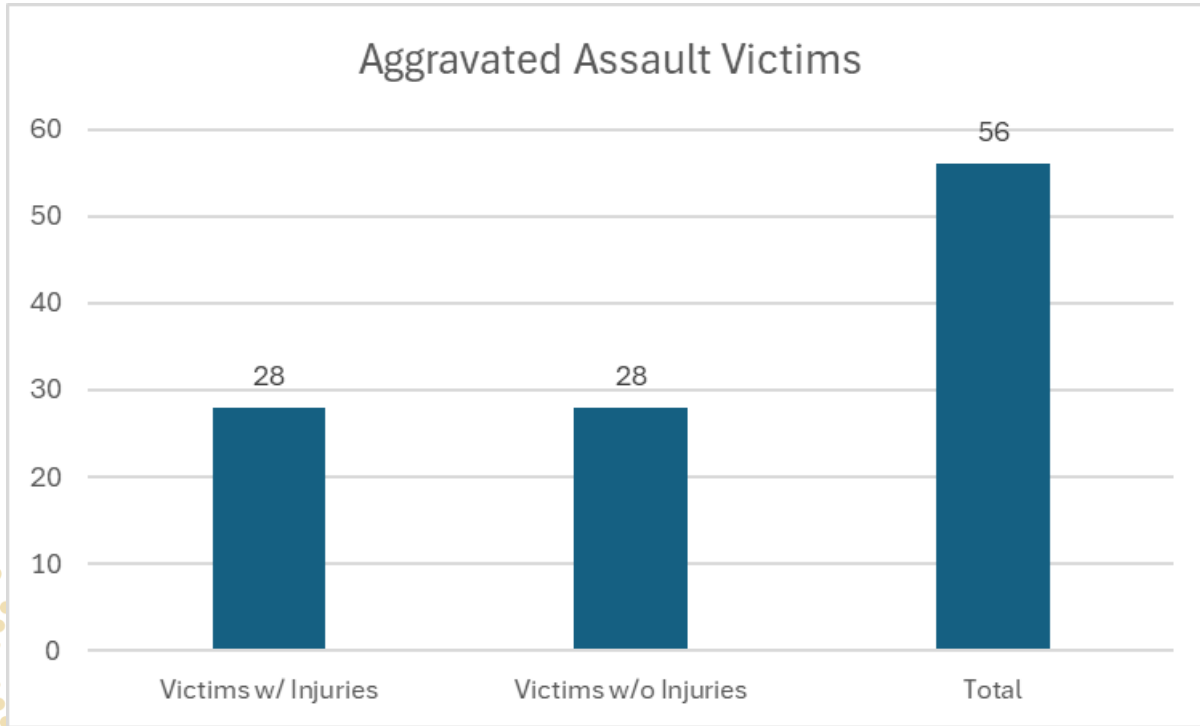


**ROCKY MOUNT**  
POLICE  
THE CENTER OF IT ALL

# 1st Quarter Crime Report



-  Aggravated Assault
-  Shooting Into OCC Build/Veh.





ROCKY MOUNT  
POLICE  
THE CENTER OF IT ALL

# 1st Quarter Crime Report



## Shots Fired/Heard, Shell Casings, & Firearms Throughout the City

1st Quarter

Shots Fired/Heard

227

Incidents w/ Shell  
Casings

71

# of Shell Casings

877

# of Firearms  
Seized

97

Weapon Violation  
Arrests

18





ROCKY MOUNT  
POLICE

# 1st Quarter Crime Report

## 1st Quarter Police Stats



Calls for  
Service

20,768



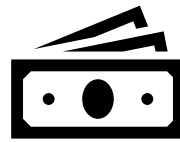
On-View  
Arrests  
& Warrant  
Service

577




Traffic  
Accidents

448



Accident  
Property  
Damage

\$1,949,216




Traffic Stops

2,295



Citations  
Issued

995



Warnings  
Issued

1,660



**ROCKY MOUNT**  
POLICE  
THE CENTER OF IT ALL

# 1st Quarter Crime Report



## 1st Quarter Code Enforcement



**Inspections**

13



**Vehicles Removed**

6



**Vehicles Received  
Warning**

13



**ROCKY MOUNT**  
POLICE  
THE CENTER OF IT ALL

# 1st Quarter Crime Report

## Violent Crime, Gang & Arrest Team



**WARRANTS SERVED** → **54**

**CITATIONS ISSUED** → **36**

**CALLS FOR SERVICE: 590**

**CFS – PRIMARY: 303**

**Search Warrants**

**11**

**CONTRABAND SEIZED**

**GANG VALIDATIONS**


**53**

**Intelligence & Retaliation Reports**

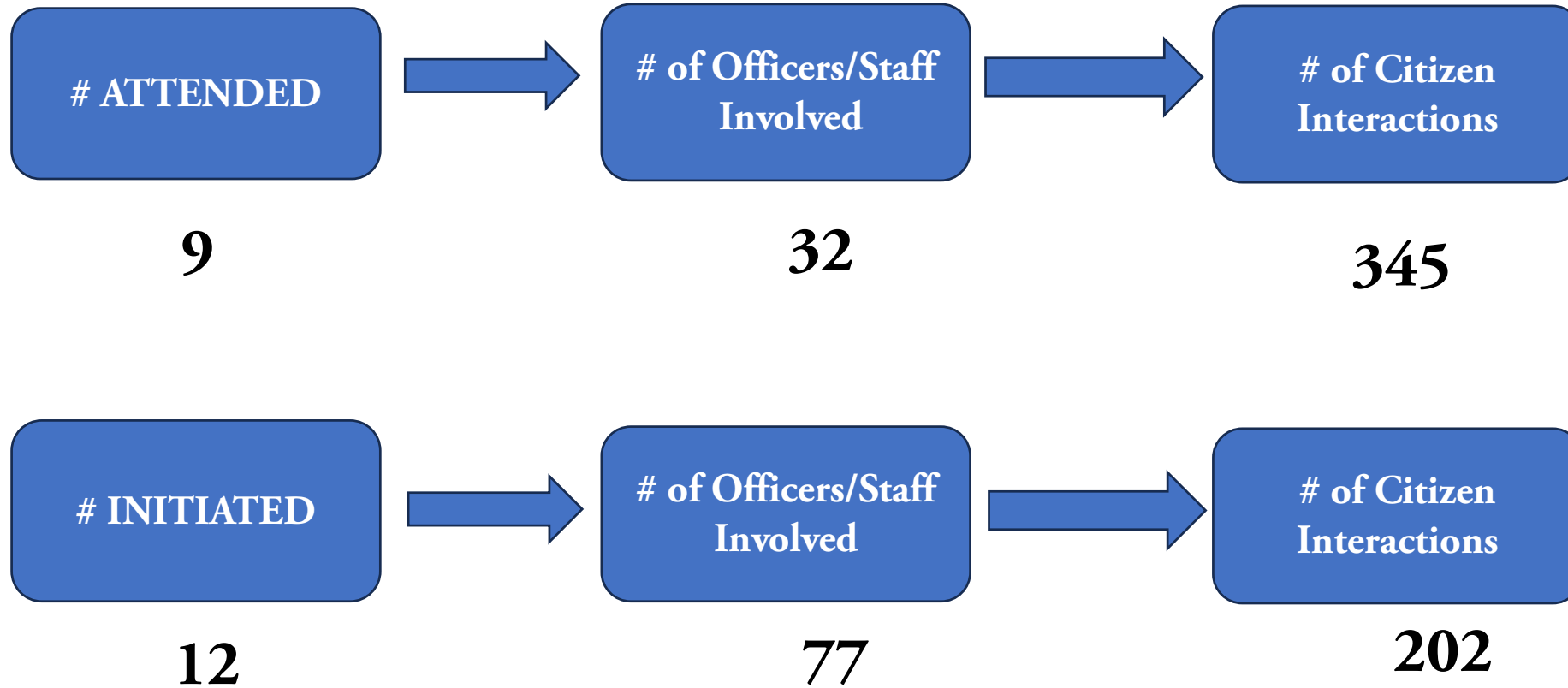
**13**

- Weapons**                      **19**
- Marijuana**                    **218.9 grams**
- Cocaine/Heroin**            **101.6**

**grams**



## Community Involvement







## Community Involvement

- Coffee with a Cop
- PAL Basketball (10x)
- CARE Academy
- Visit at TCI (Law Enforcement Appreciation)
- Hillsdale Community Meeting
- Little Raleigh Community Meeting
- South Rocky Mount Civic Meeting
- South East Rocky Mount Community Group
- A Dog's Valentine's Day
- Read Across America (2x)
- Read Across America
- International Festival of Cultures







ROCKY MOUNT  
POLICE








ROCKY MOUNT  
POLICE



# Supplemental Informational Slides





## Crimes Comparison Chart

NIBRS Part 1 Comparison

CRIMES	Q4 2023				Q1 2024			
	Q4 2023	Q1 2024	+/-	% Change	Q1 2023	Q1 2024	+/-	% Change
Murder	2	0	-2	-100%	5	0	-5	-100%
Rape	6	3	-3	-50%	0	3	3	300%
Com Robbery	7	14	7	100%	5	14	9	180%
Ind Robbery	13	10	-3	-23%	14	10	-4	-29%
Agg Assault	44	38	-6	-14%	34	38	4	12%
Agg Assault-Shoot Occ	38	18	-20	-53%	33	18	-15	-45%
<b>*Violent*</b>	<b>110</b>	<b>83</b>	<b>-27</b>	<b>-25%</b>	<b>91</b>	<b>83</b>	<b>-8</b>	<b>-9%</b>
Commercial B&E	8	7	-1	-13%	27	7	-20	-74%
Residential B&E	52	47	-5	-10%	28	47	19	68%
Non Residential B&E	12	6	-6	-50%	6	6	0	0%
Larceny	264	302	38	14%	251	302	51	20%
MV Theft	35	41	6	17%	32	41	9	28%
Arson	3	3	0	0%	2	3	1	50%
<b>*Property*</b>	<b>374</b>	<b>406</b>	<b>32</b>	<b>9%</b>	<b>346</b>	<b>406</b>	<b>60</b>	<b>17%</b>
<b>**Total**</b>	<b>484</b>	<b>489</b>	<b>5</b>	<b>1%</b>	<b>437</b>	<b>489</b>	<b>52</b>	<b>12%</b>



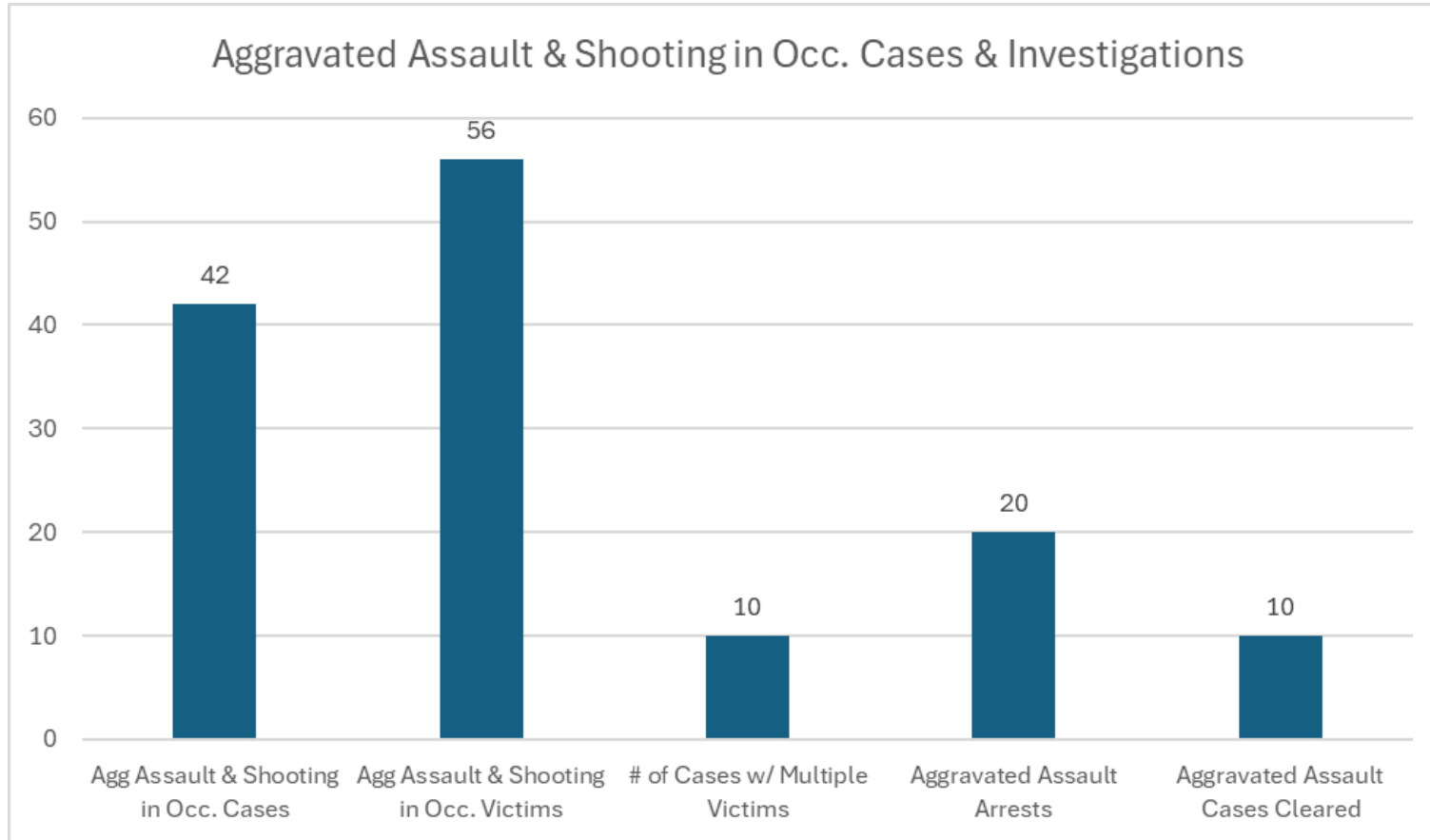


ROCKY MOUNT  
POLICE  
THE CENTER OF IT ALL

# 1st Quarter Crime Report



Aggravated Assault & Shooting in Occ. Cases & Investigations





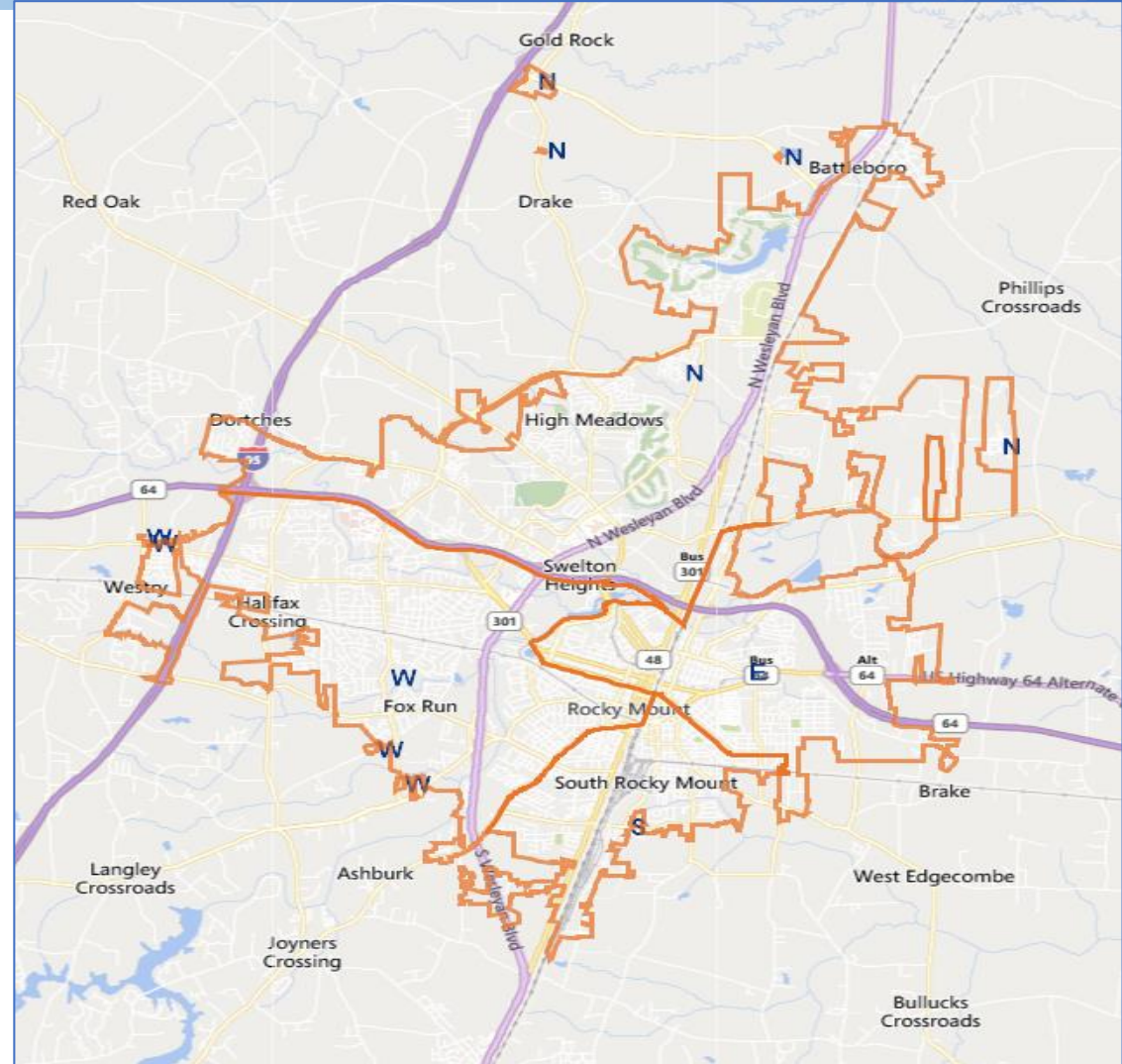
ROCKY MOUNT  
POLICE  
THE CENTER OF IT ALL

# 1st Quarter Crime Report



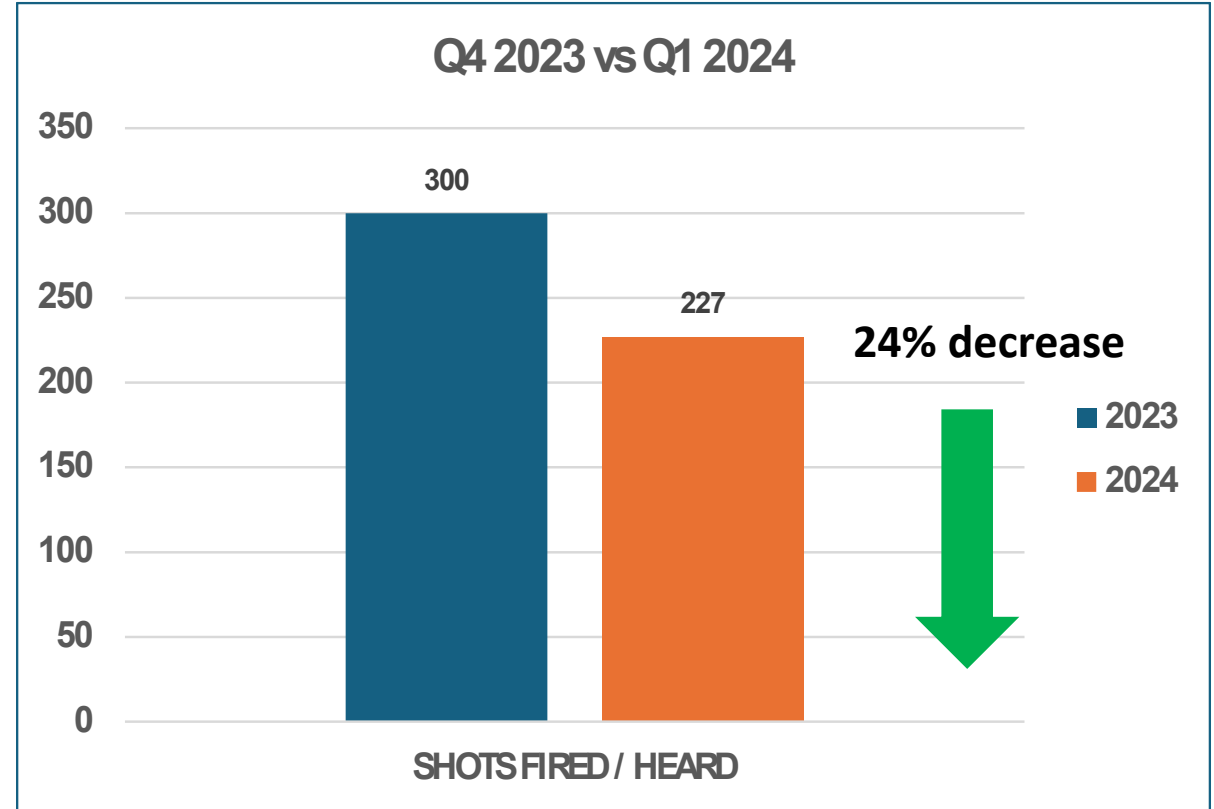
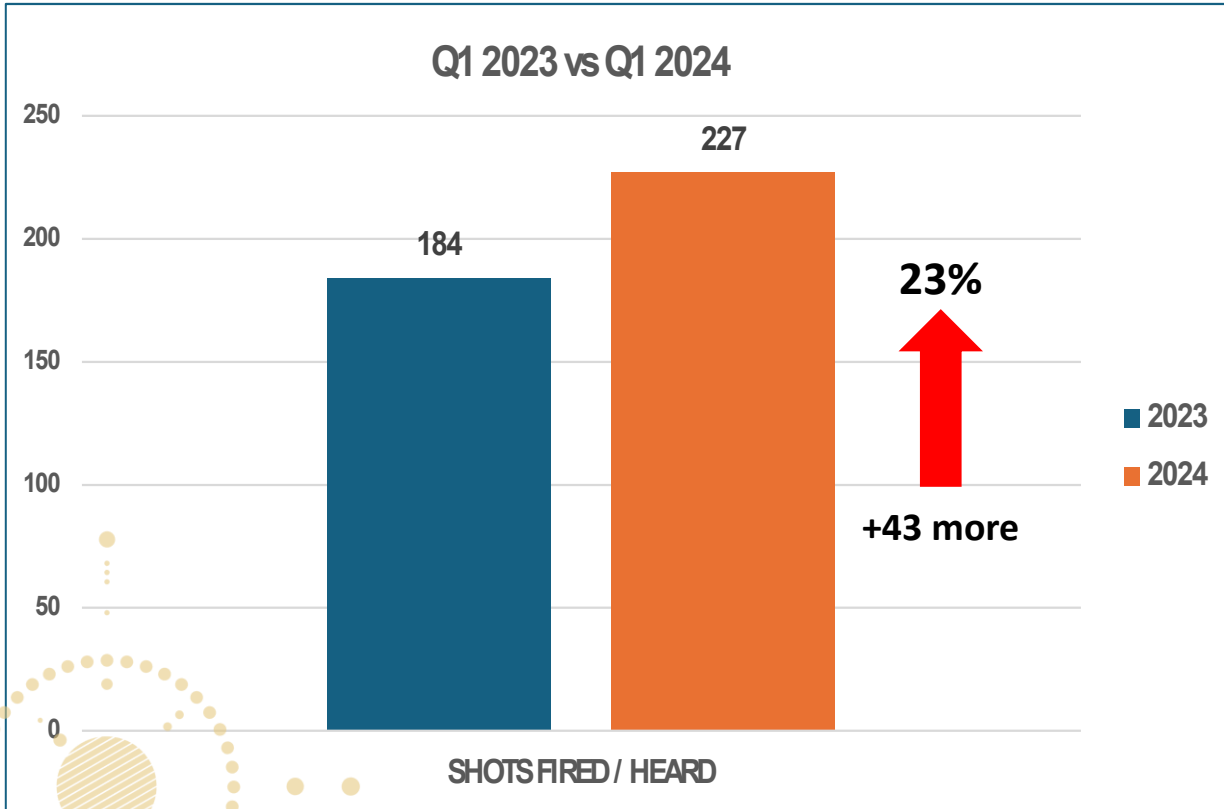
## ☐ Murder

- Total of Incidents 0
- Total of Victims 0
- Total of Closed Cases 0





## Shots Fired Heard Comparison Chart





ROCKY MOUNT  
POLICE  
THE CENTER OF IT ALL

# 1st Quarter Crime Report

## 4th Quarter Problem Oriented Policing (POPs)



**Total POPs Entered**

7



**Officer Entries**

44



**Hours Spent**

76.56



ROCKY MOUNT  
POLICE  
THE CENTER OF IT ALL

# 1st Quarter Crime Report

## Technology Update



flock safety



fusus



43

Business  
Partnerships



489

FUSUS  
Total  
Connected  
Cameras



14


Flock/Fusus  
Successes



\$35,000

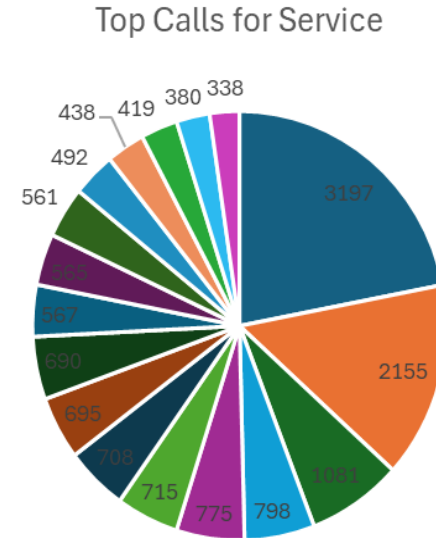
Property Value  
Recovered





## TOP CALLS FOR SERVICE: OFFICER AND CITIZEN INITIATED

Nature	Total	% of 20,769
DIRECTED PATROL	3,197	15%
TRAFFIC STOP	2,155	10%
E M S - STATE NATURE	1,081	5%
ALARM BURGLARY	798	4%
POLICE SERVICE	775	4%
DOMESTIC DISTURBANCE	715	3%
SUSPICIOUS EVENT / PACKAGE	708	3%
ANIMAL CASE	695	3%
REQUEST CALLBACK	690	3%
E M S - ASSIST	567	3%
UNWANTED PARTY / TRESPASSING	565	3%
DISORDERLIES / IN PROGRESS/ JO	561	3%
ACCIDENT PROPERTY DAMAGE	492	2%
SUSPICIOUS PERSON	438	2%
COURT PAPER SERVICE	419	2%
SUSPICIOUS VEHICLE	380	2%
MENTAL	338	2%



- DIRECTED PATROL
- POLICE SERVICE
- REQUEST CALLBACK
- ACCIDENT PROPERTY DAMAGE
- MENTAL
- TRAFFIC STOP
- DOMESTIC DISTURBANCE
- E M S - ASSIST
- SUSPICIOUS PERSON
- E M S - STATE NATURE
- SUSPICIOUS EVENT / PACKAGE
- UNWANTED PARTY / TRESPASSING
- COURT PAPER SERVICE
- ALARM BURGLARY
- ANIMAL CASE
- DISORDERLIES / IN PROGRESS/ JO
- SUSPICIOUS VEHICLE

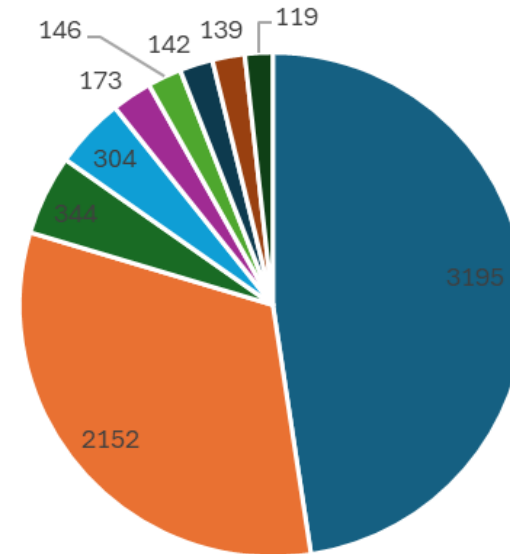





## TOP CALLS FOR SERVICE: OFFICER INITIATED

Officer Initiated	Total	% of 7,876
DIRECTED PATROL	3,195	0
TRAFFIC STOP	2,152	0
ANIMAL CASE	344	0
POLICE SERVICE	304	0
CASE FOLLOW UP	173	0
SUSPICIOUS VEHICLE	146	0
WARRANT SERVICE	142	0
MUTUAL AID REQUEST OUTSIDE CRM	139	0
COURT PAPER SERVICE	119	0

Top Officer Initiated Calls for Service



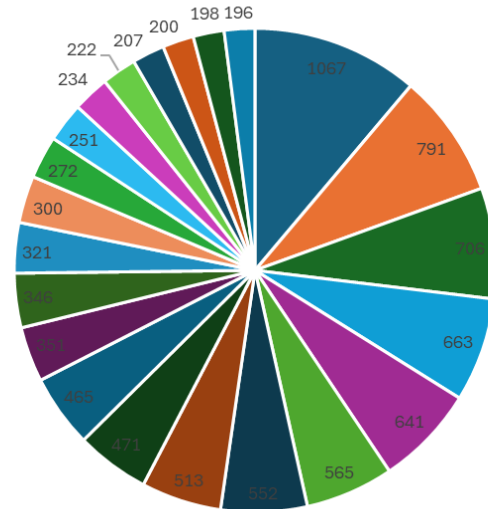
- DIRECTED PATROL
- POLICE SERVICE
- WARRANT SERVICE
- TRAFFIC STOP
- CASE FOLLOW UP
- MUTUAL AID REQUEST OUTSIDE CRM
- ANIMAL CASE
- SUSPICIOUS VEHICLE
- COURT PAPER SERVICE




## TOP CALLS FOR SERVICE: CITIZEN INITIATED

Citizen Initiated	Total	% of 12,892
E M S - STATE NATURE	1,067	8%
ALARM BURGLARY	791	6%
DOMESTIC DISTURBANCE	706	5%
REQUEST CALLBACK	663	5%
SUSPICIOUS EVENT / PACKAGE	641	5%
E M S - ASSIST	565	4%
UNWANTED PARTY / TRESPASSING	552	4%
DISORDERLIES / IN PROGRESS/ JO	513	4%
POLICE SERVICE	471	4%
ACCIDENT PROPERTY DAMAGE	465	4%
ANIMAL CASE	351	3%
SUSPICIOUS PERSON	346	3%
MENTAL	321	2%
COURT PAPER SERVICE	300	2%
SHOTS FIRED / HEARD	272	2%
LARCENY REPORT	251	2%
SUSPICIOUS VEHICLE	234	2%
WELLNESS CHECK	222	2%
ACCIDENT INJURY	207	2%
FIRE ALARM ACTIVATION	200	2%
NATURAL / LP GAS ODOR / SMELL	198	2%
ASSIST EMS	196	2%

Top Citizen Initiated Calls for Service

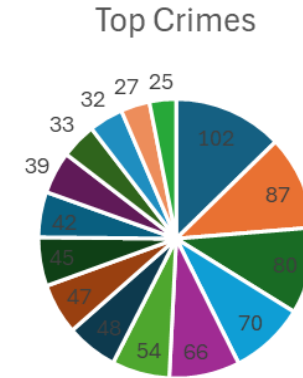


- E M S - STATE NATURE
- ALARM BURGLARY
- DOMESTIC DISTURBANCE
- REQUEST CALLBACK
- SUSPICIOUS EVENT / PACKAGE
- E M S - ASSIST
- UNWANTED PARTY / TRESPASSING
- DISORDERLIES / IN PROGRESS/ JO
- POLICE SERVICE
- ACCIDENT PROPERTY DAMAGE
- ANIMAL CASE
- SUSPICIOUS PERSON
- MENTAL
- COURT PAPER SERVICE
- SHOTS FIRED / HEARD
- LARCENY REPORT
- SUSPICIOUS VEHICLE
- WELLNESS CHECK
- ACCIDENT INJURY
- FIRE ALARM ACTIVATION
- NATURAL / LP GAS ODOR / SMELL
- ASSIST EMS




# TOP CRIMES

Offense	Total	% of 1,340
LARCENY - SHOPLIFTING	102	8%
CFS- ASSIST OTHER AGENCY	87	6%
LARCENY - ALL OTHER	80	6%
HIT & RUN	70	5%
LARCENY - FROM MOTOR VEHICLE	66	5%
SIMPLE PHYSICAL ASSAULT	54	4%
FRAUD - OBTAINING MONEY/PROPERTY BY FALSE PRETENSE	48	4%
DRUG VIOLATIONS	47	4%
MISSING PERSONS	45	3%
DAMAGE TO PROPERTY - AUTO	42	3%
MV THEFT - AUTOMOBILE	39	3%
RESIDENTIAL B&E - FORCIBLE ENTRY	33	2%
AGGRAVATED ASSAULT	32	2%
MISC REP - FOUND PROPERTY	27	2%
DAMAGE TO PROPERTY - RESIDENCE	25	2%



- LARCENY - SHOPLIFTING
- LARCENY - ALL OTHER
- LARCENY - FROM MOTOR VEHICLE
- FRAUD - OBTAINING MONEY/PROPERTY BY FALSE PRETENSE
- MISSING PERSONS
- MV THEFT - AUTOMOBILE
- AGGRAVATED ASSAULT
- DAMAGE TO PROPERTY - RESIDENCE
- CFS- ASSIST OTHER AGENCY
- HIT & RUN
- SIMPLE PHYSICAL ASSAULT
- DRUG VIOLATIONS
- DAMAGE TO PROPERTY - AUTO
- RESIDENTIAL B&E - FORCIBLE ENTRY
- MISC REP - FOUND PROPERTY





## TOP CRIMES

Gang Validated Offender/Suspects of Incidents	Total	% of 18
DRUG VIOLATIONS	6	33%
AGGRAVATED ASSAULT	4	22%
LARCENY - FROM MOTOR VEHICLE	2	11%
AGGRAVATED ASSAULT - SHOOT OCC BLDG/VEH	1	6%
RESIDENTIAL B&E - NON FORCIBLE ENTRY	1	6%
TAMPERING WITH VEHICLE	1	6%
WEAPON VIOLATION - POSSESS BY FELON	1	6%
INDIVIDUAL ROBBERY	1	6%
LARCENY - ALL OTHER	1	6%

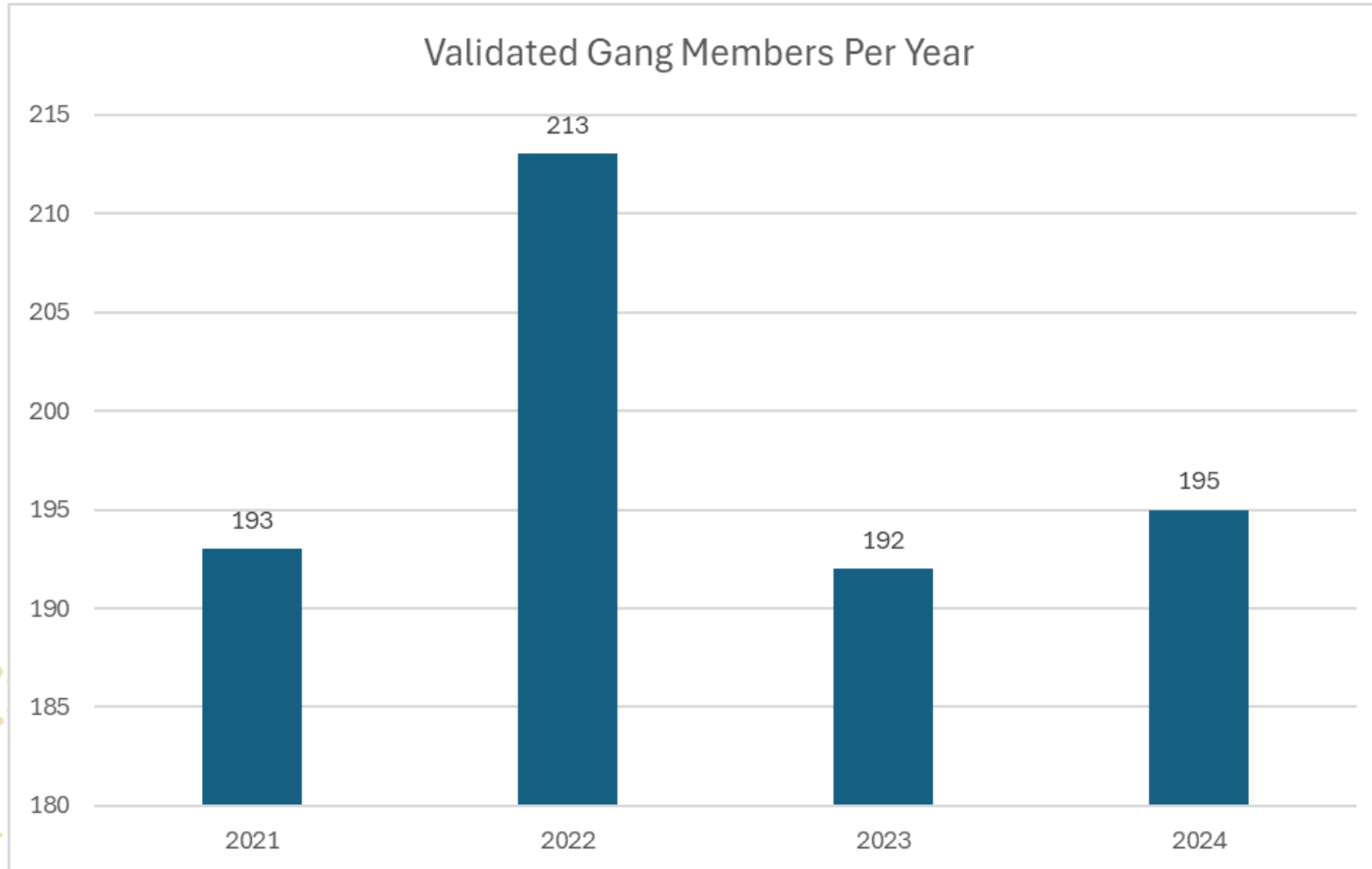
### GANG INVOLVEMENT

18 out of 1,340 incidents (1%) had a gang validated offender or suspect.





## VALIDATED GANG MEMBERS



## GANGS


11

2023 VALIDATED  
GANG MEMBERS

192

Note: .4% of the city's population were validated gang members in 2023.

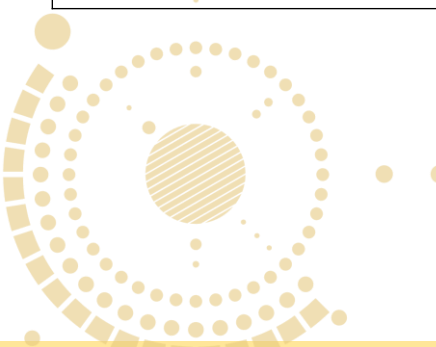
\*\*US Census 2023 Data – Rocky Mount's Population: 54,013



## TOP ARRESTS

All Arrests Charges	Total	% of 803
CONTEMPT OF COURT, PERJURY, COURT VIOLATIONS	178	22%
NON-CRIMINAL DETAINMENT (INVOLUNTARY COMMIT)	50	6%
ASSAULT-SIMPLE	37	5%
RESISTING DELAYING OR OBSTRUCTING AN OFFICER	32	4%
ALL OTHER OFFENSES	28	3%
DRUG VIOLATIONS	28	3%
DRUGS- EQUIPMENT/PARAPHERNALIA - POSSESSING/CONCEALING	24	3%
ALL OTHER SIMPLE ASSAULT	19	2%
SIMPLE PHYSICAL ASSAULT	19	2%
TRESPASSING	19	2%
SIMPLE NON-PHYSICAL THREAT/INTIMIDATION	17	2%
IVC-COURT ORDER	16	2%
WEAPON VIOLATION - POSSESS BY FELON	16	2%
DRUGS- ALL OTHER DRUG VIOLATIONS	15	2%
FRAUD - OBTAINING MONEY/PROPERTY BY FALSE PRETENSE	15	2%

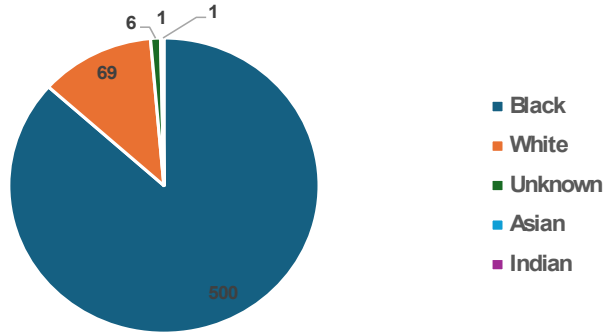
Gang Validated Arrests	Total	% of 27
ASSAULT-SIMPLE	3	11%
WEAPON VIOLATION - POSSESS BY FELON	3	11%
AGGRAVATED ASSAULT	2	7%
WEAPON VIOLATIONS	2	7%
AGGRAVATED ASSAULT - SHOOT OCC BLDG/VEH	1	4%
ALL OTHER SIMPLE ASSAULT	1	4%
BREAKING OR ENTERING INTO MOTOR VEHICLE	1	4%
CONTEMPT OF COURT, PERJURY, COURT VIOLATIONS	1	4%
DAMAGE TO PROPERTY - AUTO	1	4%
DAMAGE TO PROPERTY - RESIDENCE	1	4%
DISCHARGE FIREARM IN CITY	1	4%
DRUG VIOLATIONS	1	4%
DRUGS - EQUIPMENT/PARAPHERNALIA - BUYING	1	4%
DRUGS- EQUIPMENT/PARAPHERNALIA - POSSESSING/CONCEALING	1	4%
LARCENY - FROM MOTOR VEHICLE	1	4%
PAROLE/PROBATION VIOLATIONS	1	4%
POSS MARIJ >1/2 TO 1 1/2 OZ	1	4%
RESIDENTIAL B&E - NON FORCIBLE ENTRY	1	4%
SIMPLE POSSESS SCH VI CS (M)	1	4%
STOLEN PROPERTY - POSSESSING/CONCEALING	1	4%
WEAPON VIOLATION - ALL OTHER	1	4%





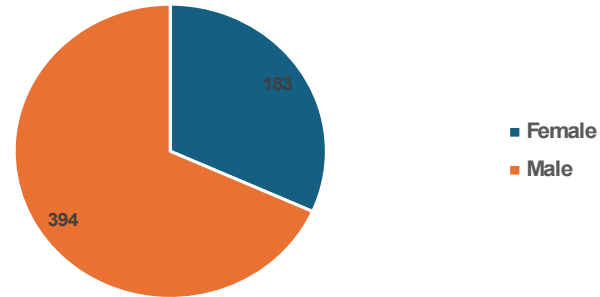
## TOP ARRESTS: BY DEMOGRAPHICS

Arrests by Race



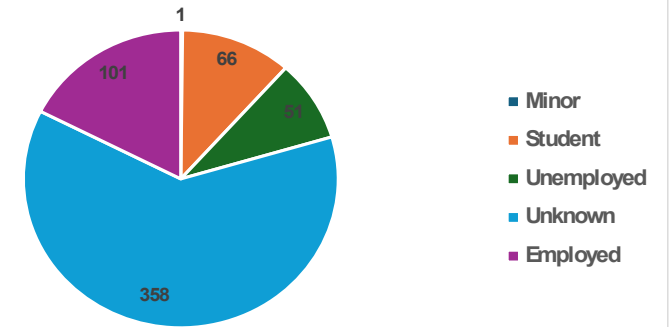
Race	Total	%
Black	500	87%
White	69	12%
Unknown	6	1%
Asian	1	0%
Indian	1	0%
<b>Grand Total</b>	<b>577</b>	<b>100%</b>

Arrests by Sex




Sex	Total	%
Male	394	68%
Female	183	32%
<b>Grand Total</b>	<b>577</b>	<b>100%</b>

Arrests by Employment Status

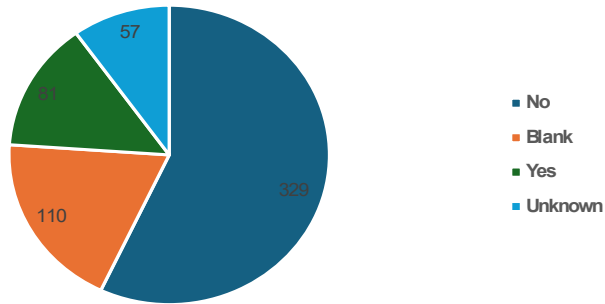


Employment Status	Total	%
Unknown	358	62%
Employed	101	18%
Student	66	11%
Unemployed	51	9%
Minor	1	0%
<b>Grand Total</b>	<b>577</b>	<b>100%</b>



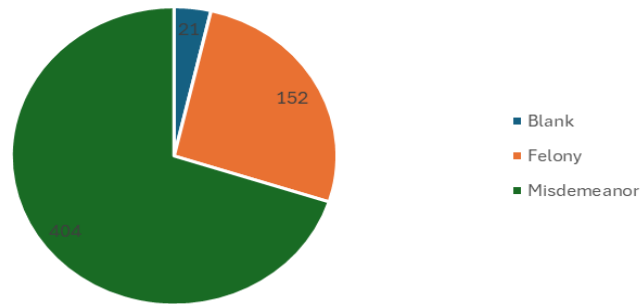
## TOP ARRESTS: OTHER STATS

Arrests: Drug or Alcohol Use



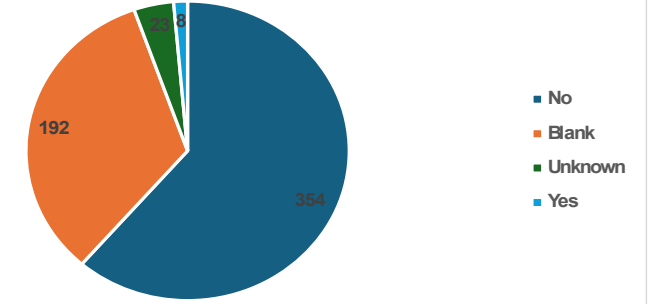
Drug or Alcohol Use	Total	%
No	329	57%
Blank	110	19%
Yes	81	14%
Unknown	57	10%
<b>Grand Total</b>	<b>577</b>	<b>100%</b>

Arrests: Felony or Misdemeanor



Felony or Misd.	Total	%
Misdemeanor	404	70%
Felony	152	26%
Blank	21	4%
<b>Grand Total</b>	<b>577</b>	<b>100%</b>

Arrests: Gang Related



Gang Related	Total	%
No	354	61%
Blank	192	33%
Unknown	23	4%
Yes	8	1%
<b>Grand Total</b>	<b>577</b>	<b>100%</b>





## Q1 2024 FIREARMS SEIZED

## TOP 14 OFFENSES WITH GUNS SEIZED

**Incidents/OCAs with  
Firearm Seized**

70

**# of Firearms  
Seized**

97

Offense	Total
DRUG VIOLATIONS	22
WEAPON VIOLATION - POSSESSING/CONCEALING WEAPONS	15
AGGRAVATED ASSAULT	14
MISC REP - FOUND PROPERTY	6
WEAPON VIOLATION - POSSESS BY FELON	6
DRUGS- ALL OTHER DRUG VIOLATIONS	4
DWI - ALCOHOL AND/OR DRUGS	2
MISC REP - ACCIDENTAL SHOOTING	2
MISC REP - CALLS FOR SERVICE	2
MISC REP-SHOTS FIRED	2
MV THEFT - AUTOMOBILE	2
STOLEN PROPERTY - POSSESSING/CONCEALING	2
WEAPON VIOLATION - ALL OTHER	2
WEAPON VIOLATION - USING WEAPONS (ILLEGAL DISCHRG)	2

