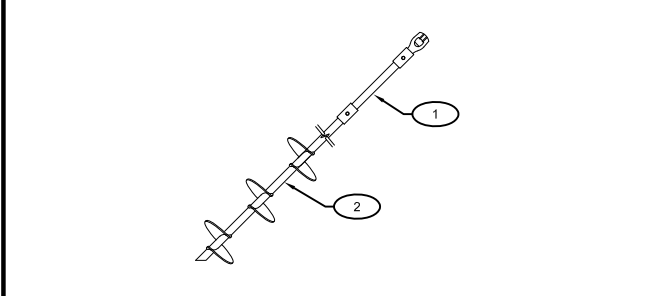
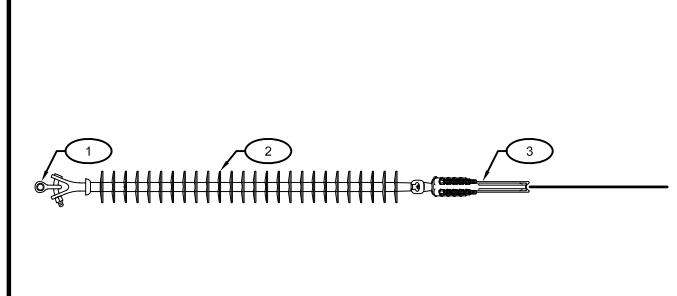
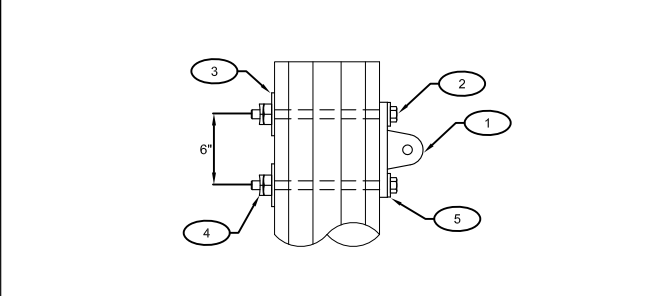


KEY	QTY	DESCRIPTION	MFG.	MFG. NO.
1	2	STRAIN CLAMP W/ SOCKET EYE		
2	2	Y-CLEVIS BALL		
3	1	SQUEEZON 3/8"H.S. TO 3/8"H.S.		
4				
5				
6				
7				
8				
9				
10				

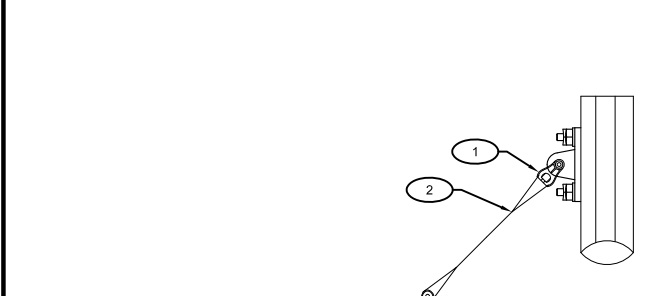
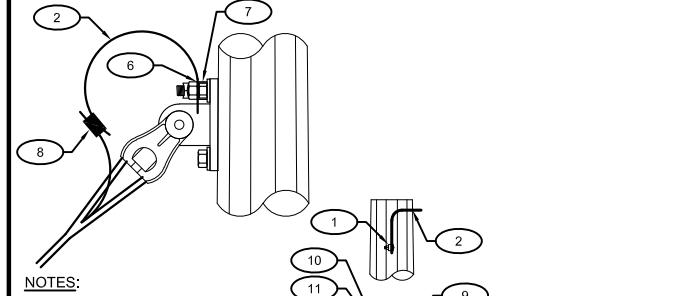
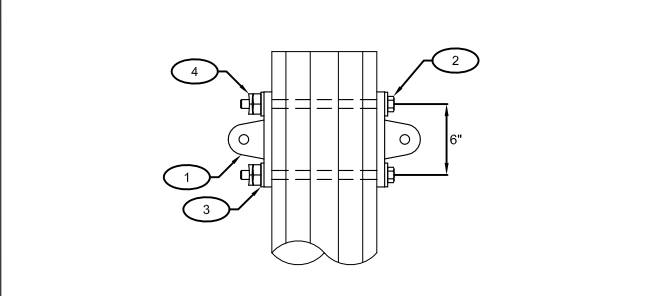
KEY	QTY	DESCRIPTION	MFG.	MFG. NO.
1	1	STRAIN CLAMP W/ SOCKET EYE		
2	1	Y-CLEVIS BALL		
3	1	SQUEEZON 3/8"H.S. TO 3/8"H.S.		
4				
5				
6				
7				
8				
9				
10				



KEY	QTY	DESCRIPTION	MFG.	MFG. NO.
1	1	POLE EYE PLATE, MEDIUM DUTY		
2	2	BOLT, MACHINE W/ NUT 7/8" x REQ'D LENGTH		
3	2	WASHER GALV. FLAT, 3" x 3" x 15/16" SQ		
4	2	7/8" LOCKNUT, MF TYPE		
5	2	WASHER, GALV. FLAT, 2" O.D. x 15/16" ROUND		
6				
7				
8				
9				
10				


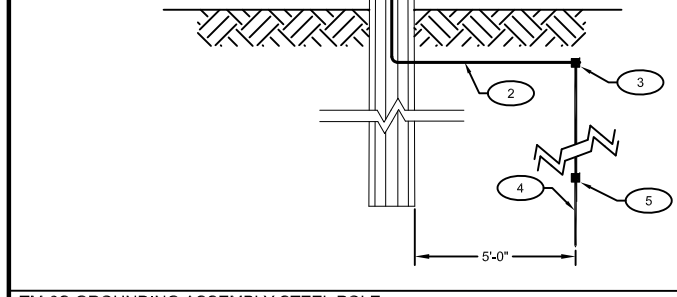
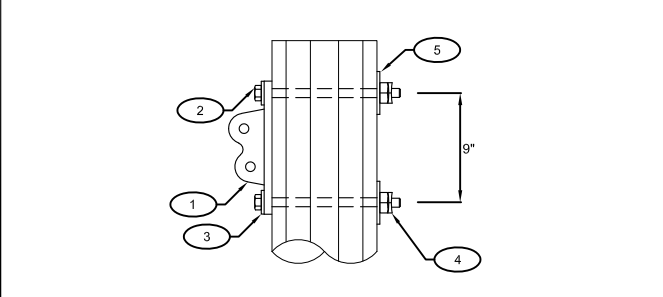
KEY	QTY	DESCRIPTION	MFG.	MFG. NO.
1	1	ANCHOR SHACKLE (30K)		
2	1	POLYMER SUSPENSION INSULATOR (Y-CLEVIS, BALL)		
3	1	STRAIN CLAMP W/ SOCKET EYE		
4				
5				
6				
7				
8				
9				
10				

KEY	QTY	DESCRIPTION	MFG.	MFG. NO.
1	1	ANCHOR ROD EXTENSION - 7'		
2	1	TRIPLE HELIX ANCHOR		
3				
4				
5				
6				
7				
8				
9				
10				



KEY	QTY	DESCRIPTION	MFG.	MFG. NO.
1	2	POLE EYE PLATE, MEDIUM DUTY		
2	2	BOLT, MACHINE W/ NUT 7/8" x REQ'D LENGTH		
3	4	WASHER, GALV. FLAT, 2" O.D. x 15/16" ROUND		
4	2	7/8" LOCKNUT, MF TYPE		
5				
6				
7				
8				
9				
10				

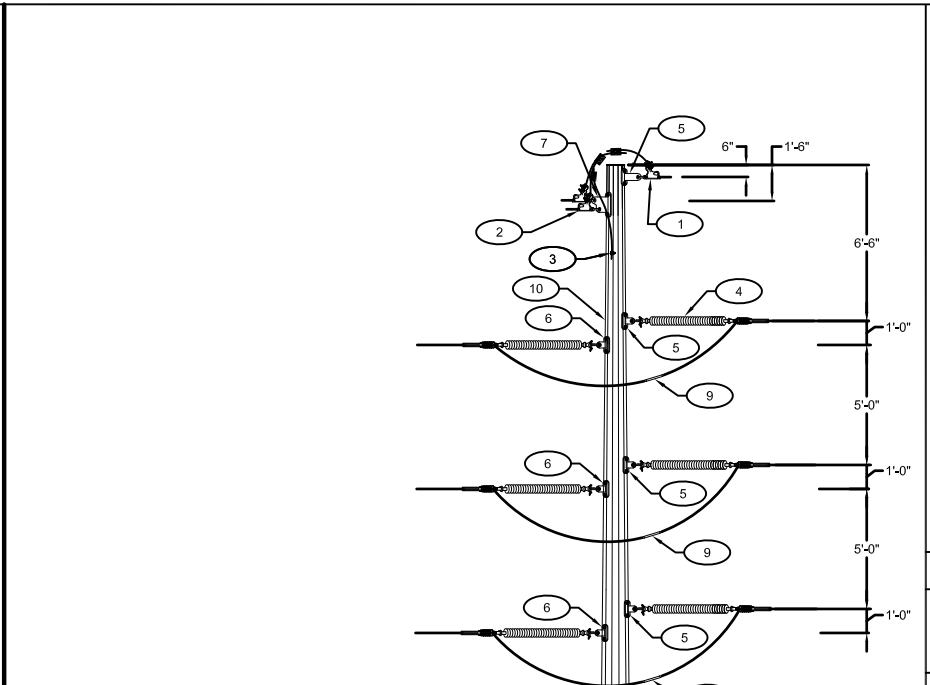
NOTES:
 1. ALL GUY WIRES SHALL BE GROUNDED TO POLE EYE PLATE WITH 7/8" BONDING CLIP. ALL BENDS IN 3/8" H.S. GUY WIRE SHALL BE GRADUAL. NO SHARP OR CRIMPED BENDS.



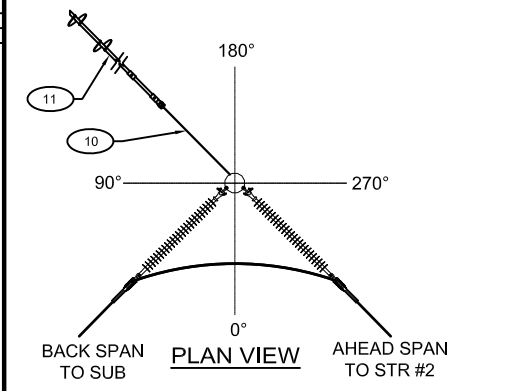
KEY	QTY	DESCRIPTION	MFG.	MFG. NO.
1	1	DOUBLE POLE EYE PLATE, MEDIUM DUTY		
2	2	BOLT, MACHINE W/ NUT 7/8" x REQ'D LENGTH		
3	2	WASHER, GALV. FLAT, 2" O.D. x 15/16" ROUND		
4	2	7/8" LOCKNUT, MF TYPE		
5	2	WASHER GALV. FLAT, 3" x 3" x 15/16" SQ		
6				
7				
8				
9				
10				

KEY	QTY	DESCRIPTION	MFG.	MFG. NO.
1	4	CONNECTOR FOR #4 AWG		
2	1	WIRE, COPPERWELD, #4 AWG x 30'-0"		
3	1	CLAMP, GROUND ROD		
4	2	ROD, GROUND, COPPERCLAD 3/4" x 8'-0"		
5	1	COUPLING FOR 3/4" CU ROD		
6	1	7/8" BONDING CLIP		
7	1	7/8" NUT		
8	1	SQUEEZON 3/8" H.S. TO #4 COPPERWELD		
9	1	BOLT, MACHINE W/ NUT 7/8" x REQ'D LENGTH		
10	1	WASHER GALV. FLAT, 3" x 3" x 15/16" SQ		
11	1	7/8" LOCKNUT, MF TYPE		


KEY	QTY	DESCRIPTION	MFG.	MFG. NO.
1	1	GUY THIMBLE CLEVIS, 35,000 LBS.		
2	4	GUY GRIP - 3/8" H.S. (ORANGE)		
3	1	FIBERGLASS STRAIN INSULATOR - 36"		
4	2	ROLLER - 3/8" H.S.		
5	FT	3/8" H.S. GUY WIRE		
6				
7				
8				
9				
10				
11				



NOTES:
 1. FOR STRENGTH LIMITATIONS OF INSULATOR ASSEMBLY, SEE ASSEMBLY DETAILS.
 2. FOR HARDWARE SPECIFICATIONS SEE ASSEMBLY DETAILS.



This item has been digitally signed and sealed by John F. Paddock, PE, on 09/19/2023. Printed copies of this document are not considered signed and sealed and the signature must be verified on any electronic copies.



NO	BY	DATE	APP	REVISION
0	ANAH	09/19/2023	JFP	ISSUED FOR CONSTRUCTION

DRG
 TECHNICAL SOLUTIONS
 7536 IRING DR.
 COLUMBIA, SC 29212
 (803) 766-6948

DESIGN BY	CHECKED BY	SCALE	COUNTY	PLT DATE
DRG-ANAH	DRG-JFP	NONE	MSH	09/19/2023 2:52 PM

SUB 10 - POD 1 69 kV TRANSMISSION LINE TS-5A STRUCTURE

CITY OF ROCKY MOUNT
 331 S. FRANKLIN ST., PO BOX 1180
 ROCKY MOUNT, NC 27802
 (252) 972-1111

32402