THIS DRAWING SIZE IS 24" X 36". WHEN PLOTTED FULL SIZED, THIS LINE WILL PLOT AS 1-INCH.

U:\UTILITYENGINEERINGCLIENTS\ROCKY MOUNT, NC\GENERATION\FOUNDATION DESIGNS (2022)\220R0 CITY HALL GENERATOR FOUNDATION DETAILS.DWG

BILL OF MATERIAL

ITEM	TOTAL QUANTITIES (FOR THIS SHEET)*	SUPPLIED BY:	DESCRIPTION
CONCRETE	6.00	CONTRACTOR	CUBIC YARDS OF CONCRETE
REBAR	957.92	CONTRACTOR	LBS. OF REBAR

SCHEDULE FOR TYPICAL PAD DETAILS

PAD No.	TOTAL REQ'D	PAD SIZE		ANCHOR BOLT PLAN	CU. YDS. CONCRETE	
		LENGTH x WIDTH	DEPTH		PER FDN.	TOTAL
2	1	18'-0" x 6'-0"	1'-6"	N/A	6.00	6.00

PAD No. "2" — TOTAL No. OF FDN REQ'D - 1

ROD No.	SIZE OF REBAR	No. REQ'D PER FDN	DIM A	DIM B	TOTAL	WEIGHT LBS. PER ROD	WEIGHT LBS. PER FDN
B	#7	38	5'-6"	-	5'-6"	11.02	418.84
C	#7	14	17'-6"	-	17'-6"	35.07	490.98
E	#4	48	1'-0"	6"	1'-6"	1.00	48.10
					TOTAL WEIGHT OF REBAR PER FDN =		957.92
					TIMES TOTAL No. OF FDN'S REQ'D =		957.92

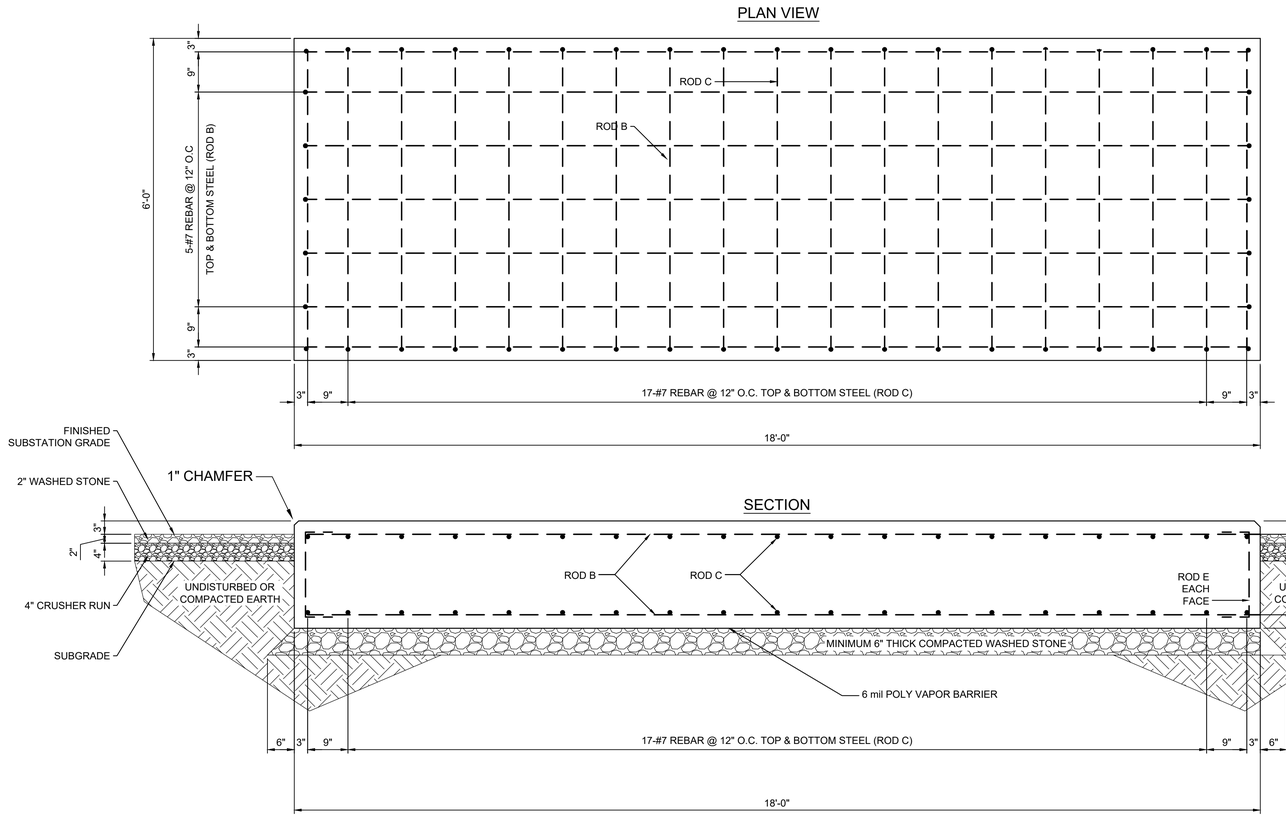

DETAIL

CITY HALL GENERATOR
FUEL TANK PAD

SCALE: 3/4" = 1'-0"

TOP OF TRANSFORMER FOUNDATION ELEVATION TO MATCH TOP OF EXISTING FOUNDATION ELEVATION

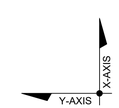

ORIENTATION FOR PAD 1

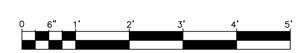

SCALE: 3/4" = 1'-0"

REFERENCE:

FOUNDATION DETAILS — DWG. No. 221 & 222
FOUNDATION SPECIFICATIONS — DWG. No. 320

ROD BENDING LEGEND (NOT TO SCALE)

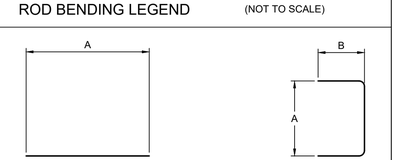

ROD B & C — ROD E

SPECIAL NOTES:

1. ALL FOUNDATIONS SHALL BE POURED ON FIRM, LEVEL, UNDISTURBED OR WELL-COMPACTED EARTH. IF SOFT SOIL LAYERS ARE ENCOUNTERED, THEY SHALL BE REMOVED AND REPLACED WITH SUITABLE, WELL-COMPACTED STRUCTURAL FILL OR WASHED STONE. IF WASHED STONE IS USED, INSTALL A 6 mil POLY VAPOR BARRIER BETWEEN CONCRETE AND STONE.
2. PIER 1 FOUNDATIONS SHALL BE AUGURED AND POURED PRIOR TO THE INSTALLATION OF PAD 4 FOUNDATIONS.
3. FOR TOP OF FOUNDATION ELEVATIONS AND FOUNDATION NOTES, SEE FOUNDATION PLAN DWG. No. 120.

RECORD DRAWING

UTILITY ENGINEERING
LICENSE #F-1443
2308 WAKEFIELD PLANTATION DR.
RALEIGH, NC 27614
TEL: 919-906-0886

SEAL

CITY OF ROCKY MOUNT NORTH CAROLINA

REV	DATE	DESCRIPTION	BY
0	5/10/22	RELEASED FOR BIDS	HMT

CLIENT PROJ.
REF. No.:
UTILITY ENGINEERING, LLC.
PROJ. No.
DATE: 8/2/17
SCALE: AS SHOWN
DWN BY: SSS
CKD BY: CLA/HMT
APP'VD BY: HMT

CITY OF ROCKY MOUNT
ROCKY MOUNT, NORTH CAROLINA

GENERATOR FUEL TANKS

FOUNDATION DETAILS
PAD 2

DWG. NO.
221

COPYRIGHT 2022 © BY UTILITYENGINEERING, LLC