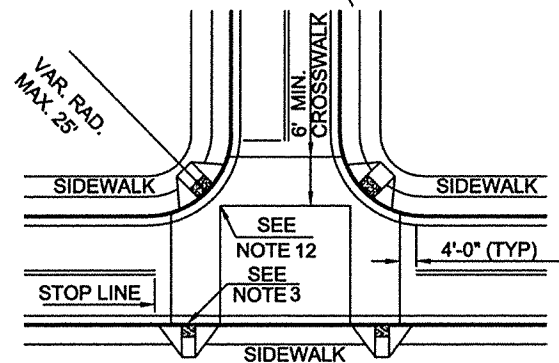
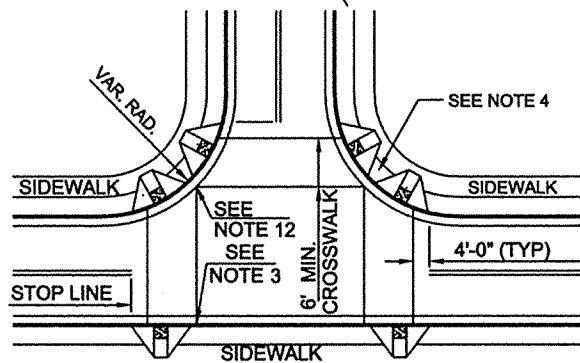


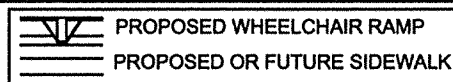
DETAIL SHOWING TYPICAL LOCATION OF
WHEELCHAIR
RAMPS, PEDESTRIAN CROSSWALKS AND STOP
LINES



DETAIL SHOWING TYPICAL LOCATION OF WHEELCHAIR RAMPS,
PEDESTRIAN CROSSWALKS AND STOP LINES FOR TEE
INTERSECTIONS

ALLOWABLE LOCATIONS

DUAL RAMP RADII.....ANY
DIAGONAL RAMP RADII...MAX. 25'
(DIAGONAL RAMP IS NOT
PERMISSIBLE FOR NEW
CONSTRUCTION)



STANDARD WHEELCHAIR RAMP PLACEMENT

REVISIONS		
NO	DATE	DESCRIPTION

CITY OF ROCKY MOUNT
DEPT. OF ENGINEERING

APPROVED	STD. NO.
	2.22
DATE	REVISION
08-05-03	